

Walker Chandiook & Co LLP

Walker Chandiook & Co LLP
21st Floor, DLF Square
Jacaranda Marg, DLF Phase II
Gurugram - 122 002
India

T +91 124 462 8099
F +91 124 462 8001

Independent Auditor's Report

To the Members of Noida Power Company Limited

Report on the Audit of the Financial Statements

Opinion

1. We have audited the accompanying financial statements of Noida Power Company Limited ('the Company'), which comprise the Balance Sheet as at 31 March 2024, the Statement of Profit and Loss (including Other Comprehensive Income), the Statement of Cash Flow and the Statement of Changes in Equity for the year then ended, and notes to the financial statements, including material accounting policy information and other explanatory information.
2. In our opinion and to the best of our information and according to the explanations given to us, the aforesaid financial statements give the information required by the Companies Act, 2013 ('the Act') in the manner so required and give a true and fair view in conformity with the Indian Accounting Standards ('Ind AS') specified under section 133 of the Act read with the Companies (Indian Accounting Standards) Rules, 2015 and other accounting principles generally accepted in India, of the state of affairs of the Company as at 31 March 2024, and its profit (including other comprehensive income), its cash flows and the changes in equity for the year ended on that date.

Basis for Opinion

3. We conducted our audit in accordance with the Standards on Auditing specified under section 143(10) of the Act. Our responsibilities under those standards are further described in the Auditor's Responsibilities for the Audit of the Financial Statements section of our report. We are independent of the Company in accordance with the Code of Ethics issued by the Institute of Chartered Accountants of India ('ICAI') together with the ethical requirements that are relevant to our audit of the financial statements under the provisions of the Act and the rules thereunder, and we have fulfilled our other ethical responsibilities in accordance with these requirements and the Code of Ethics. We believe that the audit evidence we have obtained is sufficient and appropriate to provide a basis for our opinion.

Information other than the Financial Statements and Auditor's Report thereon

4. The Company's Board of Directors are responsible for the other information. The other information comprises the information included in the Directors' report, but does not include the financial statements and our auditor's report thereon.

Our opinion on the financial statements does not cover the other information and we do not express any form of assurance conclusion thereon.

In connection with our audit of the financial statements, our responsibility is to read the other information and, in doing so, consider whether the other information is materially inconsistent with the financial statements or our knowledge obtained in the audit or otherwise appears to be materially misstated. If, based on the work we have performed, we conclude that there is a material misstatement of this other information, we are required to report that fact. We have nothing to report in this regard.

Chartered Accountants

Offices in Bengaluru, Chandigarh, Chennai, Gurugram, Hyderabad, Kochi, Kolkata, Mumbai, New Delhi, Noida and Pune

Walker Chandiook & Co LLP is registered with limited liability with identification number AAC-2085 and its registered office at L-41 Connaught Circle, New Delhi, 110001, India



Responsibilities of Management and Those Charged with Governance for the Financial Statements

5. The accompanying financial statements have been approved by the Company's Board of Directors. The Company's Board of Directors are responsible for the matters stated in section 134(5) of the Act with respect to the preparation and presentation of these financial statements that give a true and fair view of the financial position, financial performance including other comprehensive income, changes in equity and cash flows of the Company in accordance with the Ind AS specified under section 133 of the Act and other accounting principles generally accepted in India. This responsibility also includes maintenance of adequate accounting records in accordance with the provisions of the Act for safeguarding of the assets of the Company and for preventing and detecting frauds and other irregularities; selection and application of appropriate accounting policies; making judgments and estimates that are reasonable and prudent; and design, implementation and maintenance of adequate internal financial controls, that were operating effectively for ensuring the accuracy and completeness of the accounting records, relevant to the preparation and presentation of the financial statements that give a true and fair view and are free from material misstatement, whether due to fraud or error.
6. In preparing the financial statements, the Board of Directors is responsible for assessing the Company's ability to continue as a going concern, disclosing, as applicable, matters related to going concern and using the going concern basis of accounting unless the Board of Directors either intends to liquidate the Company or to cease operations, or has no realistic alternative but to do so.
7. The Board of Directors is also responsible for overseeing the Company's financial reporting process.

Auditor's Responsibilities for the Audit of the Financial Statements


8. Our objectives are to obtain reasonable assurance about whether the financial statements as a whole are free from material misstatement, whether due to fraud or error, and to issue an auditor's report that includes our opinion. Reasonable assurance is a high level of assurance, but is not a guarantee that an audit conducted in accordance with Standards on Auditing will always detect a material misstatement when it exists. Misstatements can arise from fraud or error and are considered material if, individually or in the aggregate, they could reasonably be expected to influence the economic decisions of users taken on the basis of these financial statements.
9. As part of an audit in accordance with Standards on Auditing, specified under section 143(10) of the Act we exercise professional judgment and maintain professional skepticism throughout the audit. We also:
 - Identify and assess the risks of material misstatement of the financial statements, whether due to fraud or error, design and perform audit procedures responsive to those risks, and obtain audit evidence that is sufficient and appropriate to provide a basis for our opinion. The risk of not detecting a material misstatement resulting from fraud is higher than for one resulting from error, as fraud may involve collusion, forgery, intentional omissions, misrepresentations, or the override of internal control;
 - Obtain an understanding of internal control relevant to the audit in order to design audit procedures that are appropriate in the circumstance. Under section 143(3)(i) of the Act we are also responsible for expressing our opinion on whether the Company has adequate internal financial controls with reference to financial statements in place and the operating effectiveness of such controls;
 - Evaluate the appropriateness of accounting policies used and the reasonableness of accounting estimates and related disclosures made by management;
 - Conclude on the appropriateness of Board of Directors' use of the going concern basis of accounting and, based on the audit evidence obtained, whether a material uncertainty exists related to events or conditions that may cast significant doubt on the Company's ability to continue as a going concern. If we conclude that a material uncertainty exists, we are required to draw attention in our auditor's report to the related disclosures in the financial statements or, if such disclosures are inadequate, to modify our opinion. Our conclusions are based on the audit evidence obtained up to the date of our auditor's report. However, future events or conditions may cause the Company to cease to continue as a going concern; and

Walker Chandio & Co LLP

- Evaluate the overall presentation, structure and content of the financial statements, including the disclosures, and whether the financial statements represent the underlying transactions and events in a manner that achieves fair presentation.
10. We communicate with those charged with governance regarding, among other matters, the planned scope and timing of the audit and significant audit findings, including any significant deficiencies in internal control that we identify during our audit.

Report on Other Legal and Regulatory Requirements

11. As required by section 197(16) of the Act based on our audit, we report that the Company has paid remuneration to its directors during the year in accordance with the provisions of and limits laid down under section 197 read with Schedule V to the Act.
12. As required by the Companies (Auditor's Report) Order, 2020 ('the Order') issued by the Central Government of India in terms of section 143(11) of the Act we give in the Annexure A a statement on the matters specified in paragraphs 3 and 4 of the Order, to the extent applicable.
13. Further to our comments in Annexure A, as required by section 143(3) of the Act based on our audit, we report, to the extent applicable, that:
- a) We have sought and obtained all the information and explanations which to the best of our knowledge and belief were necessary for the purpose of our audit of the accompanying financial statements;
 - b) In our opinion, proper books of account as required by law have been kept by the Company so far as it appears from our examination of those books except for the matter stated in paragraph 13(h)(vi) below on reporting under Rule 11(g) of the Companies (Audit and Auditors) Rules, 2014 (as amended).
 - c) The financial statements dealt with by this report are in agreement with the books of account.
 - d) In our opinion, the aforesaid financial statements comply with Ind AS specified under section 133 of the Act;
 - e) On the basis of the written representations received from the directors and taken on record by the Board of Directors, none of the directors is disqualified as on 31 March 2024 from being appointed as a director in terms of section 164(2) of the Act;
 - f) The remarks relating to the maintenance of accounts and other matters connected therewith are as stated in paragraph 13(b) above on reporting under section 143(3)(b) of the Act and paragraph 13(h)(vi) below on reporting under Rule 11(g) of the Companies (Audit and Auditors) Rules, 2014 (as amended);
 - g) With respect to the adequacy of the internal financial controls with reference to financial statements of the Company as on 31 March 2024 and the operating effectiveness of such controls, refer to our separate report in Annexure B wherein we have expressed an unmodified opinion; and
 - h) With respect to the other matters to be included in the Auditor's Report in accordance with rule 11 of the Companies (Audit and Auditors) Rules, 2014 (as amended), in our opinion and to the best of our information and according to the explanations given to us:
 - i. The Company, as detailed in note 39, 42(b) and 43 to the financial statements, has disclosed the impact of pending litigations on its financial position as at 31 March 2024;
 - ii. The Company did not have any long-term contracts including derivative contracts for which there were any material foreseeable losses as at 31 March 2024;
 - iii. There were no amounts which were required to be transferred to the Investor Education and Protection Fund by the Company during the year ended 31 March 2024;
 - iv. a. The management has represented that, to the best of its knowledge and belief, as disclosed in note 48(b) to the financial statements, no funds have been advanced or loaned or invested (either from



Walker Chandiok & Co LLP

borrowed funds or securities premium or any other sources or kind of funds) by the Company to or in any person(s) or entity(ies), including foreign entities ('the intermediaries'), with the understanding, whether recorded in writing or otherwise, that the intermediary shall, whether, directly or indirectly lend or invest in other persons or entities identified in any manner whatsoever by or on behalf of the Company ('the Ultimate Beneficiaries') or provide any guarantee, security or the like on behalf the Ultimate Beneficiaries;

- b. The management has represented that, to the best of its knowledge and belief, as disclosed in note 48(c) to the financial statements, no funds have been received by the Company from any person(s) or entity(ies), including foreign entities ('the Funding Parties'), with the understanding, whether recorded in writing or otherwise, that the Company shall, whether directly or indirectly, lend or invest in other persons or entities identified in any manner whatsoever by or on behalf of the Funding Party ('Ultimate Beneficiaries') or provide any guarantee, security or the like on behalf of the Ultimate Beneficiaries; and
- c. Based on such audit procedures performed as considered reasonable and appropriate in the circumstances, nothing has come to our notice that has caused us to believe that the management representations under sub-clauses (a) and (b) above contain any material misstatement.
- v. The final dividend paid by the Company during the year ended 31 March 2024 in respect of such dividend declared for the previous year is in accordance with section 123 of the Act to the extent it applies to payment of dividend.

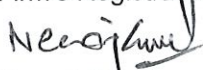
As stated in note 37(b)(ii) to the accompanying financial statements, the Board of Directors of the Company have proposed final dividend for the year ended 31 March 2024 which is subject to the approval of the members at the ensuing Annual General Meeting. The dividend declared is in accordance with section 123 of the Act to the extent it applies to declaration of dividend.

- vi. Based on our examination which included test checks, the Company, in respect of financial year commencing on 1 April 2023, has used an accounting software SAP ERP for maintaining its books of account which has a feature of recording audit trail (edit log) facility and the same has operated throughout the year for all relevant transactions recorded in the software except that, audit trail feature was not enabled at database level for accounting software to log any direct data changes, as described in note 45 to the financial statements. Further, during the course of our audit we did not come across any instance of audit trail feature being tampered with in respect of the accounting software where such feature is enabled.

For **Walker Chandiok & Co LLP**

Chartered Accountants

Firm's Registration No.: 001076N/N500013



Neeraj Goel

Partner

Membership No.: 99514

UDIN: 24099514BKCMVI4500



Place: Gurugram

Date: 09 May 2024

Walker ChandioK & Co LLP

Annexure A referred to in paragraph 12 of the Independent Auditor's Report of even date to the members of Noida Power Company Limited on the financial statements for the year ended 31 March 2024.

In terms of the information and explanations sought by us and given by the Company and the books of account and records examined by us in the normal course of audit and to the best of our knowledge and belief, we report that:

- (i) (a) (A) The Company has maintained proper records showing full particulars, including quantitative details and situation of property, plant and equipment and capital work-in-progress.
- (B) The Company has maintained proper records showing full particulars of intangible assets.
- (b) The Company has a regular programme of physical verification of its property, plant and equipment and capital work-in-progress (except the underground cables in the transmission and distribution system which as per management cannot be physically verified), under which the assets are physically verified in a phased manner over a period of three year, which in our opinion, the frequency of verification of the property, plant and equipment and capital work-in-progress are reasonable having regard to the size of the Company and the nature of its assets. In accordance with this programme, certain property, plant and equipment and capital work-in-progress were verified during the year and no material discrepancies were noticed on such verification. For the underground cables in the transmission and distribution system, the management has adequate controls in place to safeguard the physical existence of the said system.
- (c) The title deeds of all the immovable properties held by the Company (other than properties where the Company is the lessee and the lease agreements are duly executed in favour of the lessee), disclosed in Note 3 to the financial statements, are held in the name of the Company.
- (d) The Company has adopted cost model for its Property, Plant and Equipment and intangible assets. Accordingly, reporting under clause 3(i)(d) of the Order is not applicable to the Company.
- (e) No proceedings have been initiated or are pending against the Company for holding any benami property under the Prohibition of Benami Property Transactions Act, 1988 (as amended) and rules made thereunder.
- (ii) (a) The management has conducted physical verification of inventory at reasonable intervals during the year, except for inventory lying with third parties. In our opinion, the coverage and procedure of such verification by the management is appropriate and no discrepancies of 10% or more in the aggregate for each class of inventory were noticed as compared to book records. In respect of inventory lying with third parties, these have substantially been confirmed by the third parties.
- (b) As disclosed in Note 36(B)(b) to the financial statements, the Company has been sanctioned a working capital limit in excess of Rs. 5 crores by banks or financial institutions based on the security of current assets. The quarterly statements, in respect of the working capital limits have been filed by the Company with such banks or financial institutions and such statements are in agreement with the books of account of the Company for the respective periods, which were subject to review.
- (iii) (a) The Company has not made investment in, provided any guarantee or security or granted any advances in nature of loans, secured or unsecured to companies, firms, Limited Liability Partnerships (LLPs) or any other parties during the year. Further, the Company has granted loans to other parties during the year, in respect of which:

Particulars	Loans
Aggregate amount provided/ granted during the year (Rs.):	
- Others	172.58
Balance outstanding as at balance sheet date in respect of above cases (Rs.):	
- Others	160.43



Walker Chandio & Co LLP

Annexure A referred to in Paragraph 12 of the Independent Auditor's Report of even date to the members of Noida Power Company Limited on the financial statements for the year ended 31 March 2024

- (b) In our opinion, and according to the information and explanations given to us, terms and conditions of the grant of all loans are, prima facie, not prejudicial to the interest of the Company.
- (c) In respect of loans by the Company, the schedule of repayment of principal has been stipulated and the repayments/ receipts of principal are regular. Further, no interest is receivable on such loans.
- (d) There is no overdue amount in respect of loans granted to such other parties.
- (e) The Company has granted loans which had fallen due during the year and were repaid on or before the due date. Further, no fresh loans were granted to any party to settle the overdue loans.
- (f) The Company has not granted any loans, which are repayable on demand or without specifying any terms or period of repayment.
- (iv) The Company has not entered into any transaction covered under sections 185 and 186 of the Act. Accordingly, reporting under clause 3(iv) of the Order is not applicable to the Company.
- (v) In our opinion, and according to the information and explanations given to us, the Company has not accepted any deposits or there are no amounts which have been deemed to be deposits within the meaning of sections 73 to 76 of the Act and the Companies (Acceptance of Deposits) Rules, 2014 (as amended). Accordingly, reporting under clause 3(v) of the Order is not applicable to the Company.
- (vi) The Central Government has specified maintenance of cost records under sub-section (1) of section 148 of the Act in respect of the products of the Company. We have broadly reviewed the books of account maintained by the Company pursuant to the rules made by the Central Government for the maintenance of cost records and are of the opinion that, prima facie, the prescribed accounts and records have been made and maintained. However, we have not made a detailed examination of the cost records with a view to determine whether they are accurate or complete.
- (vii)(a) In our opinion, and according to the information and explanations given to us, undisputed statutory dues including goods and services tax, provident fund, employees' state insurance, income-tax, sales-tax, service tax, duty of customs, duty of excise, value added tax, cess and other material statutory dues, as applicable, have generally been regularly deposited with the appropriate authorities by the Company, though there have been slight delays in a few cases. Further, no undisputed amounts payable in respect thereof were outstanding at the year-end for a period of more than six months from the date they became payable.
- (b) According to the information and explanations given to us, there are no statutory dues referred in sub-clause (a) which have not been deposited with the appropriate authorities on account of any dispute except for the following:

Name of the statute	Nature of dues	Gross Amount (Rs. in lakh)	Amount paid under Protest (Rs. In lakh)	Period to which the amount relates	Forum where dispute is pending	Remarks if any
Income Tax Act, 1961	Income Tax	421.00	84.50	2018-19	CIT (Appeals)	Refer Note No.: 39 of Financial Statements

- (viii) According to the information and explanations given to us, no transactions were surrendered or disclosed as income during the year in the tax assessments under the Income Tax Act, 1961 (43 of 1961) which have not been previously recorded in the books of accounts.



Walker Chandiok & Co LLP

Annexure A referred to in Paragraph 12 of the Independent Auditor's Report of even date to the members of Noida Power Company Limited on the financial statements for the year ended 31 March 2024

- (ix) (a) According to the information and explanations given to us, the Company does not have any loans or other borrowings from any lender. Accordingly, reporting under clause 3(ix)(a) of the Order is not applicable to the Company.
- (b) According to the information and explanations given to us and representation received from the management of the Company, and on the basis of our audit procedures, we report that the Company has not been declared a willful defaulter by any bank or financial institution or government or any government authority.
- (c) In our opinion and according to the information and explanations given to us, the Company has not raised any money by way of term loans during the year and did not have any term loans outstanding at the beginning of the current year. Accordingly, reporting under clause 3(ix)(c) of the Order is not applicable to the Company.
- (d) In our opinion and according to the information and explanations given to us, the Company has not raised any funds on short term basis during the year. Accordingly, reporting under clause 3(ix)(d) of the Order is not applicable to the Company.
- (e) According to the information and explanations given to us, the Company does not have any subsidiaries, associates or joint ventures. Accordingly, reporting under clause 3(ix)(e) and clause 3(ix)(f) of the Order is not applicable to the Company.
- (x) (a) The Company has not raised any money by way of initial public offer or further public offer (including debt instruments), during the year. Accordingly, reporting under clause 3(x)(a) of the Order is not applicable to the Company.
- (b) According to the information and explanations given to us and on the basis of our examination of the records of the Company, the Company has not made any preferential allotment or private placement of shares or (fully, partially or optionally) convertible debentures during the year. Accordingly, reporting under clause 3(x)(b) of the Order is not applicable to the Company.
- (xi) (a) To the best of our knowledge and according to the information and explanations given to us, no fraud by the Company or no fraud on the Company has been noticed or reported during the period covered by our audit.
- (b) According to the information and explanations given to us including the representation made to us by the management of the Company, no report under sub-section 12 of section 143 of the Act has been filed by the auditors in Form ADT-4 as prescribed under rule 13 of Companies (Audit and Auditors) Rules, 2014, with the Central Government for the period covered by our audit.
- (c) According to the information and explanations given to us including the representation made to us by the management of the Company, there are no whistle-blower complaints received by the Company during the year.
- (xii) The Company is not a Nidhi Company and the Nidhi Rules, 2014 are not applicable to it. Accordingly, reporting under clause 3(xii) of the Order is not applicable to the Company.
- (xiii) In our opinion and according to the information and explanations given to us, all transactions entered into by the Company with the related parties are in compliance with sections 177 and 188 of the Act, where applicable. Further, the details of such related party transactions have been disclosed in the financial statements, as required under Indian Accounting Standard (Ind AS) 24, Related Party Disclosures specified in Companies (Indian Accounting Standards) Rules 2015 as prescribed under section 133 of the Act.
- (xiv)(a) In our opinion and according to the information and explanations given to us, the Company has an internal audit system which is commensurate with the size and nature of its business as required under the provisions of section 138 of the Act.




Walker Chandiook & Co LLP

Annexure A referred to in Paragraph 12 of the Independent Auditor's Report of even date to the members of Noida Power Company Limited on the financial statements for the year ended 31 March 2024

- (b) We have considered the reports issued by the Internal Auditors of the Company till date for the period under audit.
- (xv) According to the information and explanation given to us, the Company has not entered into any non-cash transactions with its directors or persons connected with its directors and accordingly, reporting under clause 3(xv) of the Order with respect to compliance with the provisions of section 192 of the Act are not applicable to the Company.
- (xvi) (a) The Company is not required to be registered under section 45-IA of the Reserve Bank of India Act, 1934. Accordingly, reporting under clauses 3(xvi)(a), (b) and (c) of the Order are not applicable to the Company.
- (b) Based on the information and explanations given to us and as represented by the management of the Company, the Group (as defined in Core Investment Companies (Reserve Bank) Directions, 2016) does not have any CIC.
- (xvii) The Company has not incurred any cash losses in the current financial year as well as the immediately preceding financial year.
- (xviii) There has been no resignation of the statutory auditors during the year. Accordingly, reporting under clause 3(xviii) of the Order is not applicable to the Company.
- (xix) According to the information and explanations given to us and on the basis of the financial ratios, ageing and expected dates of realisation of financial assets and payment of financial liabilities, other information in the financial statements, our knowledge of the plans of the Board of Directors and management and based on our examination of the evidence supporting the assumptions, nothing has come to our attention, which causes us to believe that any material uncertainty exists as on the date of the audit report indicating that Company is not capable of meeting its liabilities existing at the date of balance sheet as and when they fall due within a period of one year from the balance sheet date. We, however, state that this is not an assurance as to the future viability of the company. We further state that our reporting is based on the facts up to the date of the audit report and we neither give any guarantee nor any assurance that all liabilities falling due within a period of one year from the balance sheet date, will get discharged by the company as and when they fall due.
- (xx) (a) According to the information and explanations given to us, the Company has transferred unspent amounts towards Corporate Social Responsibility (CSR) in respect of other than ongoing projects to a Fund specified in Schedule VII to the Act within a period of six months of the expiry of the financial year in compliance with second proviso to sub-section (5) of section 135 of the said Act.
- (b) According to the information and explanations given to us, there are no unspent amounts towards Corporate Social Responsibility pertaining to any ongoing project as at end of the current financial year. Accordingly, reporting under clause 3(xx)(b) of the Order is not applicable to the Company.
- (xxi) The reporting under clause 3(xxi) of the Order is not applicable in respect of audit of financial statements of the Company. Accordingly, no comment has been included in respect of said clause under this report.

For **Walker Chandiook & Co LLP**
Chartered Accountants
Firm's Registration No.: 001076N/N500013


Neeraj Goel
Partner
Membership No.: 99514
UDIN: 24099514BKCMVI4500



Place: Gurugram
Date: 09 May 2024

Chartered Accountants

Walker Chandiook & Co LLP

Annexure B to the Independent Auditor's Report of even date to the members of Noida Power Company Limited on the financial statements for the year ended 31 March 2024

Independent Auditor's Report on the internal financial controls with reference to the financial statements under Clause (i) of Sub-section 3 of Section 143 of the Companies Act, 2013 ('the Act')

1. In conjunction with our audit of the financial statements of Noida Power Company Limited ('the Company') as at and for the year ended 31 March 2024, we have audited the internal financial controls with reference to financial statements of the Company as at that date.

Responsibilities of Management and Those Charged with Governance for Internal Financial Controls

2. The Company's Board of Directors is responsible for establishing and maintaining internal financial controls based on the internal financial controls with reference to financial statements criteria established by the company considering the essential components of internal control stated in the Guidance Note on Audit of Internal Financial Controls over Financial Reporting issued by the Institute of Chartered Accountants of India. These responsibilities include the design, implementation and maintenance of adequate internal financial controls that were operating effectively for ensuring the orderly and efficient conduct of the Company's business, including adherence to the Company's policies, the safeguarding of its assets, the prevention and detection of frauds and errors, the accuracy and completeness of the accounting records, and the timely preparation of reliable financial information, as required under the Act.

Auditor's Responsibility for the Audit of the Internal Financial Controls with Reference to Financial Statements

3. Our responsibility is to express an opinion on the Company's internal financial controls with reference to financial statements based on our audit. We conducted our audit in accordance with the Standards on Auditing issued by the Institute of Chartered Accountants of India ('ICAI') prescribed under Section 143(10) of the Act, to the extent applicable to an audit of internal financial controls with reference to financial statements, and the Guidance Note on Audit of Internal Financial Controls Over Financial Reporting ('the Guidance Note') issued by the ICAI. Those Standards and the Guidance Note require that we comply with ethical requirements and plan and perform the audit to obtain reasonable assurance about whether adequate internal financial controls with reference to financial statements were established and maintained and if such controls operated effectively in all material respects.
4. Our audit involves performing procedures to obtain audit evidence about the adequacy of the internal financial controls with reference to financial statements and their operating effectiveness. Our audit of internal financial controls with reference to financial statements includes obtaining an understanding of such internal financial controls, assessing the risk that a material weakness exists, and testing and evaluating the design and operating effectiveness of internal control based on the assessed risk. The procedures selected depend on the auditor's judgement, including the assessment of the risks of material misstatement of the financial statements, whether due to fraud or error.
5. We believe that the audit evidence we have obtained is sufficient and appropriate to provide a basis for our audit opinion on the Company's internal financial controls with reference to financial statements.

Meaning of Internal Financial Controls with Reference to Financial Statements

6. A company's internal financial controls with reference to financial statements is a process designed to provide reasonable assurance regarding the reliability of financial reporting and the preparation of financial statements for external purposes in accordance with generally accepted accounting principles. A company's internal financial controls with reference to financial statements include those policies and procedures that (1) pertain to the maintenance of records that, in reasonable detail, accurately and fairly reflect the transactions and dispositions of the assets of the company; (2) provide reasonable assurance that transactions are recorded as necessary to permit preparation of financial statements in accordance with generally accepted accounting principles, and that receipts and expenditures of the company are being made only in accordance with authorisations of management and directors of the company; and (3) provide reasonable assurance regarding prevention or timely detection of unauthorised acquisition, use, or disposition of the company's assets that could have a material effect on the financial statements.

Chartered Accountants



Walker Chandiok & Co LLP

Annexure B to the Independent Auditor's Report of even date to the members of Noida Power Company Limited on the financial statements for the year ended 31 March 2024

Inherent Limitations of Internal Financial Controls with Reference to Financial Statements

7. Because of the inherent limitations of internal financial controls with reference to financial statements, including the possibility of collusion or improper management override of controls, material misstatements due to error or fraud may occur and not be detected. Also, projections of any evaluation of the internal financial controls with reference to financial statements to future periods are subject to the risk that the internal financial controls with reference to financial statements may become inadequate because of changes in conditions, or that the degree of compliance with the policies or procedures may deteriorate.

Opinion

8. In our opinion, the Company has, in all material respects, adequate internal financial controls with reference to financial statements and such controls were operating effectively as at 31 March 2024, based on the internal financial controls with reference to financial statements criteria established by the company considering the essential components of internal control stated in the Guidance Note on Audit of Internal Financial Controls over Financial Reporting issued by the Institute of Chartered Accountants of India.

For Walker Chandiok & Co LLP
Chartered Accountants
Firm's Registration No.: 001076N/N500013

Neeraj Goel

Neeraj Goel
Partner
Membership No.: 99514
UDIN: 24099514BKCMV14500



Place: Gurugram
Date: 09 May 2024

Noida Power Company Limited

Ind AS financial statements and related disclosures for the year ended
31 March 2024

Noida Power Company Limited
Balance Sheet as at 31 March 2024
(All amount in Rs. Lakh, unless otherwise stated)

	Notes	As at 31 March 2024	As at 31 March 2023
ASSETS			
Non-current assets			
Property, plant and equipment	3	1,41,989	1,34,662
Capital work-in-progress	3	3,583	1,612
Other intangible assets	4	2,858	2,853
Intangible assets under development	4	-	13
Financial assets			
i. Investments	5	178	169
ii. Loans	6	149	59
iii. Other financial assets	7	85	74
Income tax assets (net)	8	667	360
Other non-current assets	9	424	649
Total non-current assets		1,49,933	1,40,451
Current assets			
Inventories	10	215	134
Financial assets			
i. Investments	11	507	-
ii. Trade receivables	12	9,670	9,770
iii. Cash and cash equivalents	13	30,157	15,782
iv. Bank balances other than (iii) above	14	49,105	56,602
v. Loans	15	48	38
vi. Other financial assets	16	12,589	12,301
Other current assets	17	2,082	1,172
Total current assets		1,04,373	95,799
Total assets		2,54,306	2,36,250
EQUITY AND LIABILITIES			
Equity			
Equity share capital	18	6,000	6,000
Other equity	19	1,44,272	1,30,933
Total equity		1,50,272	1,36,933
Liabilities			
Non-current liabilities			
Financial liabilities			
i. Other financial liabilities	20	34,292	32,470
Deferred tax liabilities (net)	21	11,977	9,528
Total non-current liabilities		46,269	41,998
Current liabilities			
Financial liabilities			
i. Trade payables			
-total outstanding dues of micro enterprises and small enterprises	22	726	774
-total outstanding dues of creditors other than micro enterprises and small enterprises	22	20,557	22,561
ii Other financial liabilities	23	7,242	4,781
Other current liabilities	25	12,828	11,428
Total current liabilities		41,353	39,544
Regulatory deferral account credit balances	26	16,412	17,775
Total equity and liabilities		2,54,306	2,36,250

Summary of material accounting policies and other explanatory information 1 - 48
The accompanying notes are integral part of the financial statements
This is the balance sheet referred to in our report of even date

For Walker Chandio & Co LLP
Chartered Accountants
Firm's Registration No. 001076N/N500013

Neeraj
Neeraj Goel
Partner
Membership No.: 99514



For and on behalf of the Board of Directors of
Noida Power Company Limited

Prem Ranjan
Prem Ranjan Kumar
Managing Director & CEO
DIN: 07724761

Manoj
Manoj Jain
Chief Financial Officer

Manoj
Manoj Kumar Singh
Chairman
DIN: 03518052
Sharad
Sharad Kumar Sinha
Company Secretary

Place: Gurugram
Date: 9 May 2024

Place: Greater Noida
Date: 9 May 2024

Place: Lucknow
Date: 9 May 2024

Noida Power Company Limited
Statement of Profit and Loss for the year ended 31 March 2024
(All amount in Rs. Lakh, unless otherwise stated)

	Notes	For the year ended 31 March 2024	For the year ended 31 March 2023
Income			
Revenue from operations	27	2,41,637	2,27,547
Other income	28	6,136	4,976
Total income		2,47,773	2,32,523
Expenses			
Cost of electrical energy purchased	29	1,97,974	1,79,770
Employee benefits expense	30	6,565	6,633
Finance costs	31	2,598	1,494
Depreciation and amortisation expense	32	8,583	8,077
Other expenses	33	11,385	10,542
Total expenses		2,27,105	2,06,516
Profit before movement in regulatory deferral account balance		20,668	26,007
Net movement in regulatory deferral account balance	42	1,363	(5,064)
Profit before tax		22,031	20,943
Tax expense			
(i) Current tax	34	2,622	2,735
(ii) Deferred tax expense/ (benefit)	34	2,449	2,148
(iii) Tax relating to earlier years	34	-	(59)
Profit for the year		16,960	16,119
Other comprehensive expense			
Items that will not be reclassified to profit or loss			
-Remeasurements of post-employment benefit obligations		(28)	(42)
-Income tax relating to above items		7	11
Total other comprehensive (expense)/ income for the year		(21)	(31)
Total comprehensive income for the year		16,939	16,088
Earnings per equity share:	41		
Basic earnings per share before net movement in regulatory deferral account balance (Rs.)		26.00	35.31
Diluted earnings per share before net movement in regulatory deferral account balance (Rs.)		26.00	35.31
Basic earnings per share after net movement in regulatory deferral account balance (Rs.)		28.27	26.86
Diluted earnings per share after net movement in regulatory deferral account balance (Rs.)		28.27	26.86

Summary of material accounting policies and other explanatory information 1 - 48
The accompanying notes are integral part of the financial statements
This is the statement of profit and loss referred to in our report of even date

For Walker Chandio & Co LLP
Chartered Accountants
Firm's Registration No.: 001076N/NS00013


Neeraj Goel
Partner
Membership No.: 99514



Place: Gurugram
Date: 9 May 2024

For and on behalf of the Board of Directors of
Noida Power Company Limited


Prem-Ranjan Kumar
Managing Director & CEO
DIN: 07724761


Manoj Jain
Chief Financial Officer

Place: Greater Noida
Date: 9 May 2024


Manoj Kumar Singh
Chairman
DIN: 03518052


Sharad Kumar Sinha
Company Secretary

Place: Lucknow
Date: 9 May 2024

Noida Power Company Limited
Statement of Cash Flow for the year ended 31 March 2024
(All amount in Rs. Lakh, unless otherwise stated)

	For the year ended 31 March 2024	For the year ended 31 March 2023
A. Cash flow from operating activities		
Profit before tax and after net movements in regulatory deferral account balances	22,031	20,943
Adjustments for:		
Depreciation and amortisation expense	8,583	8,077
Loss on retirement of property, plant and equipment/ intangibles assets (net)	172	104
Gain on sale of current investments	(237)	(505)
Interest income	(4,536)	(3,560)
Dividend income	(2)	(2)
Finance cost	2,598	1,494
Bad debts written-off	936	873
Loss/ (gain) on fair valuation of non-current investments (net)	(17)	1
Operating profit before working capital changes	29,528	27,425
Change in operating assets and liabilities		
(Increase) in trade receivables	(836)	(1,743)
Increase in inventories	(81)	(57)
Decrease in trade payables	(2,052)	(34,825)
Decrease/ (increase) in other current financial assets	(276)	976
Increase in other non current financial assets	(59)	(63)
(Increase)/decrease in loans	(101)	30
Decrease/ (increase) in other current assets	(910)	21
Decrease in employee benefit obligations	(28)	(176)
Increase in other current financial liabilities	557	245
Increase in other current liabilities	1,400	2,543
(Decrease)/ increase in regulatory deferral account credit balances	(1,363)	5,064
Cash generated from operations	25,779	(560)
Income taxes paid (net)	(2,922)	(2,251)
Net cash (outflow)/ inflow from operating activities (A)	22,857	(2,811)
B. Cash flow from investing activities		
Payment made for property, plant and equipment/ intangible assets	(15,971)	(14,441)
Proceeds from sale of property, plant and equipment/ intangible assets	121	125
Placement of term deposits with banks	(51,930)	(70,880)
Proceeds from maturity of term deposits with banks	59,428	58,286
Purchase of current investments	(2,29,500)	(1,59,404)
Sale of current investments	2,29,240	1,92,048
Interest received	4,523	2,709
Dividend received	2	2
Net cash inflow/ (outflow) from investing activities (B)	(4,087)	8,445
C. Cash flows from financing activities		
Interest and other finance cost paid	(2,598)	(1,494)
Consumer security deposits (net)	1,803	3,492
Dividend paid	(3,600)	(3,600)
Net cash (outflow) from financing activities (C)	(4,395)	(1,602)



Noida Power Company Limited
Statement of Cash Flow for the year ended 31 March 2024
 (All amount in Rs. Lakh, unless otherwise stated)

	For the year ended 31 March 2024	For the year ended 31 March 2023
Net increase in cash and cash equivalents (A+B+C)	14,375	4,032
Cash and cash equivalents at the beginning of the financial year	15,782	11,750
Cash and cash equivalents at end of the year (refer note 13)	30,157	15,782

*refer note 44 for reconciliation of liabilities from financing activities

Summary of material accounting policies and other explanatory information
 The accompanying notes are integral part of the financial statements
 This is the statement of cash flow referred to in our report of even date

1 - 48

For Walker Chandio & Co LLP
 Chartered Accountants
 Firm's Registration No.: 001076N/N500013

Neeraj

Neeraj Goel
 Partner
 Membership No.: 99514



Place: Gurugram
 Date: 9 May 2024

For and on behalf of the Board of Directors of
 Noida Power Company Limited

Prem Ranjan Kumar

Prem Ranjan Kumar
 Managing Director & CEO
 DIN: 07724761

Manoj Jain
 Manoj Jain
 Chief Financial Officer

Place: Greater Noida
 Date: 9 May 2024

Manoj Kumar Singh

Manoj Kumar Singh
 Chairman
 DIN: 03518052

Sharad Kumar Sinha
 Sharad Kumar Sinha
 Company Secretary

Place: Lucknow
 Date: 9 May 2024

Noida Power Company Limited
Statement of Changes in Equity for the year ended 31 March 2024
(All amount in Rs. Lakh, unless otherwise stated)

I) Equity share capital

Balance as at 1 April 2023	Changes in equity share capital during the year	Balance As at 31 March 2024
6,000	-	6,000

Balance as at 1 April 2022	Changes in equity share capital during the year	Balance As at 31 March 2023
6,000	-	6,000

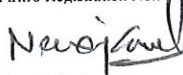
II) Other equity

Reserves and surplus				
Notes	Securities premium	Other reserves: Contingency reserve	Retained earnings	Total
Balance as at 1 April 2022	1,442	233	1,16,770	1,18,445
Profit for the year	-	-	16,119	16,119
Other comprehensive income	-	-	(31)	(31)
Total comprehensive income for the year	-	-	16,088	16,088
Transactions with owners in their capacity as owners:				
Dividend paid	-	-	(3,600)	(3,600)
Balance as at 31 March 2023	1,442	233	1,29,258	1,30,933
Balance as at 1 April 2023	1,442	233	1,29,258	1,30,933
Profit for the year	-	-	16,960	16,960
Other comprehensive income	-	-	(21)	(21)
Total comprehensive income for the year	-	-	16,939	16,939
Transactions with owners in their capacity as owners:				
Dividend paid	-	-	(3,600)	(3,600)
Balance as at 31 March 2024	1,442	233	1,42,597	1,44,272

Summary of material accounting policies and other explanatory information
The accompanying notes are integral part of the financial statements
This is the statement of changes in equity referred to in our report of even date

1 - 48

For Walker Chandio & Co LLP
Chartered Accountants
Firm's Registration No.: 001076N/N500013


Neeraj Goel
Partner
Membership No. 99514



Place: Gurugram
Date: 9 May 2024

For and on behalf of the Board of Directors of
Noida Power Company Limited


Prem-Ranjan Kumar
Managing Director & CEO
DIN: 07724761


Manoj Jain
Chief Financial Officer

Place: Greater Noida
Date: 9 May 2024


Manoj Kumar Singh
Chairman
DIN: 03518052


Sharad Kumar Sinha
Company Secretary

Place: Lucknow
Date: 9 May 2024

Noida Power Company Limited
Notes to the financial statement for year ended 31 March 2024
(All amount in Rs. Lakh, unless otherwise stated)

1. General Information

Noida Power Company Limited ("the Company") is an electricity distribution licensee undertaking distribution and supply of electricity in the area of Greater Noida, Uttar Pradesh. The operations of the Company are governed by the Electricity Act, 2003 and various regulations and/or policies framed there under by the appropriate authorities. Accordingly, in preparing the financial statements the relevant provisions of the said act and regulations have been duly considered.

2.1 Basis of preparation

A. Statement of compliance

These financial statements are prepared in accordance with Indian Accounting Standard (Ind AS), under the historical cost convention on the accrual basis except for certain financial instruments which are measured at fair values and the provisions of the Companies Act, 2013 ('the Act') (to the extent notified) The Ind AS are prescribed under Section 133 of the Act read with Rule 3 of the Companies (Indian Accounting Standards) Rules, 2015 and relevant amendment rules issued thereafter.

Accounting policies have been consistently applied except where a newly issued accounting standard is initially adopted or a revision to an existing accounting standard requires a change in the accounting policy hitherto in use.

Details of the Company's accounting policies are included in Note 2.2

B. Functional and presentation currency

These financial statements are presented in Indian Rupees (Rs.), which is also the Company's functional currency. All amounts have been rounded-off to the nearest lakh, unless otherwise indicated.

C. Basis of Measurement

The financial statements have been prepared on the historical cost basis except for certain financial instruments that are measured at fair values at the end of each reporting period, as explained in the accounting policies below.

Historical cost is generally based on the fair value of the consideration given in exchange for goods and services.

D. Use of estimates and judgements

The preparation of financial statements requires the use of accounting estimates which, by definition, will seldom equal the actual results. Management also needs to exercise judgement in applying the company's accounting policies.

Estimates and judgements are continually evaluated. They are based on historical experience and other factors, including expectations of future events that may have a financial impact on the company and that are believed to be reasonable under the circumstances.

E. Measurement of fair values

A number of the Company's accounting policies and disclosures require the measurement of fair values, for both financial and non-financial assets and liabilities. The Company has an established control framework with respect to the measurement of fair values. The finance team has overall responsibility for overseeing all significant fair value measurements, including Level 3 fair values, and reports directly to the Chief Financial Officer.

They regularly review significant unobservable inputs and valuation adjustments. If third party information is used to measure fair values then the finance team assesses the evidence obtained from the third parties to



Noida Power Company Limited
Notes to the financial statement for year ended 31 March 2024
(All amount in Rs. Lakh, unless otherwise stated)

support the conclusion that such valuations meet the requirements of Ind AS, including the level in the fair value hierarchy in which such valuations should be classified.

When measuring the fair value of an asset or a liability, the Company uses observable market data as far as possible. Fair values are categorized into different levels in a fair value hierarchy based on the inputs used in the valuation techniques as follows:

- Level 1: quoted prices (unadjusted) in active markets for identical assets or liabilities.
- Level 2: inputs other than quoted prices included in Level 1 that are observable for the asset or liability, either directly (i.e. as prices) or indirectly (i.e. derived from prices).
- Level 3: inputs for the asset or liability that are not based on observable market data (unobservable inputs).

If the inputs used to measure the fair value of an asset or a liability fall into different levels of the fair value hierarchy, then the fair value measurement is categorized in its entirety in the same level of the fair value hierarchy as the lowest level input that is significant to the entire measurement.

The Company recognizes transfers between levels of the fair value hierarchy at the end of the reporting period during which the change has occurred.

Further information about the assumptions made in measuring fair values is included in Note 35.

The Company make bilateral arrangements with other power utilities to bank power or vice versa and take back or return the same over the agreed period. Power banking transactions both ways are recorded at average energy rate of power from both long-term and short-term sources.

2.2 Material accounting policies

a) Segment reporting

The Company operates under single reportable operating segment viz. distribution of electricity. Accordingly, disclosure relating to operating reportable segment as required under Ind AS 108 are not applicable.

b) Foreign currency transactions

Foreign currency transactions are translated into the functional currency using the exchange rates at the dates of the transactions. Foreign exchange gains and losses resulting from the settlement of such transactions and from the translation of monetary assets and liabilities denominated in foreign currencies at year end exchange rates are generally recognized in profit or loss.

Foreign exchange differences regarded as an adjustment to borrowing costs are presented in the statement of profit and loss, within finance costs. All other foreign exchange gains and losses are presented in the statement of profit and loss on a net basis within other gains/(losses).

Non-monetary items that are measured at fair value in a foreign currency are translated using the exchange rates at the date when the fair value was determined. Translation differences on assets and liabilities carried at fair value are reported as part of the fair value gain or loss and recognized in the statement of profit or loss in accordance with the classification of non-monetary asset and liability, i.e., fair value through profit and loss ('FVPL') or fair value through other comprehensive income ('FVOCI').

c) Revenue recognition

Sale of Electricity

Revenue from sale of electricity is recognized on the basis of supply of electricity to consumers and include adjustments/abatements of previous periods, if any, and other charges as determined to be recoverable from consumers in accordance with Distribution Tariff Regulation but do not include electricity duty payable to the State Government. Revenue from sale of electricity is accounted for on the basis of billings to consumers and includes unbilled revenues accrued up to the end of the reporting period.

The transaction price is determined by the Uttar Pradesh Electricity Regulatory Commission (hereinafter referred to as UPERC) based on the Distribution Tariff Regulation. The transaction price is the amount of



Noida Power Company Limited
Notes to the financial statement for year ended 31 March 2024
(All amount in Rs. Lakh, unless otherwise stated)

consideration to which the Company expects to be entitled in exchange for transferring electricity to a consumer, excluding amounts collected on behalf of third parties (for example, electricity duty). Revenue from sale of electricity includes revenue gap (i.e. surplus/ deficit after considering Return on Equity entitlement) for the year determined by the Company based on the principles laid down under the Distribution Tariff Regulation and on the basis of tariff orders issued by UPERC from time to time. Such revenue gap will be adjusted through future tariff determination in accordance with the said regulations. Any adjustments to such revenue gap that may arise based on the final order of UPERC will be made on receipt of order. No element of financing is deemed present as the price is received within the credit term provided to consumers.

When either party to a contract has performed, an entity shall present the contract in the balance sheet as a contract asset or a contract liability, depending on the relationship between the entity's performance and the customer's payment. A receivable is recognized when the electricity is provided, as at this point consideration becomes unconditional because only the passage of time is required.

Capital Contribution from Customers

The Company receives capital contribution from consumers in accordance with Distribution Tariff Regulations which is used for construction or acquisition of items of property, plant and equipment to connect consumers to the Company's distribution network. Such contribution received are recognised as revenue in the year in which connection is energised or augmented.

Delayed Payment Surcharge

Delayed Payment Surcharge as a general practice is recognized and accounted for upon receipt of overdue payments from consumers as it is not probable that the entity will collect the consideration to which it will be entitled in exchange for the services transferred to the customer.

d) Recognition of dividend income, interest income or expense

Dividend income is recognized in profit or loss on the date on which the Company's right to receive payment is established.

Interest income or expense is recognized using the effective interest method.

The 'effective interest rate' is the rate that exactly discounts estimated future cash payments or receipts through the expected life of the financial instrument to:

- the gross carrying amount of the financial asset; or
- the amortised cost of the financial liability.

In calculating interest income and expense, the effective interest rate is applied to the gross carrying amount of the asset (when the asset is not credit-impaired) or to the amortised cost of the liability. However, for financial assets that have become credit-impaired subsequent to initial recognition, interest income is calculated by applying the effective interest rate to the amortised cost of the financial asset. If the asset is no longer credit-impaired, then the calculation of interest income reverts to the gross basis.

e) Income tax

The income tax expense or credit for the period is the tax payable on the current period's taxable income based on the applicable income tax rate in India adjusted by changes in deferred tax assets and liabilities attributed to temporary differences and to unused tax losses.

i. Current Tax

The current income tax charge is calculated on the basis of the tax laws enacted or substantively enacted at the end of the reporting period. Management periodically evaluates positions taken in tax returns with respect to situation in which applicable tax regulation is subject to interpretation. It establishes provisions where appropriate on the basis of amount expected to be paid to the tax authorities.

Current tax assets and tax liabilities are offset where the entity has a legally enforceable right to offset and intends either to settle on a net basis, or to realize the asset and settle the liability simultaneously.



Noida Power Company Limited
Notes to the financial statement for year ended 31 March 2024
(All amount in Rs. Lakh, unless otherwise stated)

ii. Deferred tax

Deferred tax is recognized using the balance sheet approach. Deferred income tax assets and liabilities are recognized for deductible and taxable temporary differences arising between the tax base of assets and liabilities and their carrying amount, except when the deferred income tax arises from the initial recognition of goodwill or an asset or liability in a transaction that is not a business combination and affects neither accounting nor taxable profit or loss at the time of the transaction.

Deferred income tax assets are recognized to the extent that it is probable that taxable profit will be available against which the deductible temporary differences and the carry forward of unused tax credits and unused tax losses can be recognized.

Deferred tax assets and liabilities are measured using enacted or substantively enacted tax rates expected to apply to taxable income in the years in which the temporary differences are expected to be realized or settled.

Deferred tax assets and liabilities are offset when they relate to income taxes levied by the same taxation authority and the Company intends to settle its current tax assets and liabilities on a net basis.

The carrying amount of deferred income tax assets is reviewed at each reporting date and reduced to the extent that it is no longer probable that sufficient taxable profit will be available to allow all or part of the deferred income tax asset to be recognized. Deferred income tax liabilities are recognized for all taxable temporary differences.

Current and deferred tax is recognised in profit or loss, except to the extent that it relates to items recognised in other comprehensive income or directly in equity. In this case, the tax is also recognised in other comprehensive income or directly in equity, respectively.

Deferred tax liability or asset will give rise to actual tax payable or recoverable at the time of reversal thereof. Since tax on profits forms part of chargeable expenditure under the applicable regulations, deferred tax liability or asset is recoverable or payable through future tariff. Hence, recognition of deferred tax asset or liability is made with corresponding creation of regulatory deferral accounts receivable or payable, as the case may be.

f) Leases

The Company assesses at contract inception whether a contract is, or contains, a lease. A lease is defined as 'a contract, or part of a contract, that conveys the right to use an asset (the underlying asset) for a period of time in exchange for consideration'.

To apply this definition, the Company assesses whether the contract meets three key evaluations which are whether:

- the contract contains an identified asset, which is either explicitly identified in the contract or implicitly specified by being identified at the time the asset is made available to the Company
- the Company has the right to obtain substantially all of the economic benefits from use of the identified asset throughout the period of use, considering its rights within the defined scope of the contract
- the Company has the right to direct the use of the identified asset throughout the period of use. The Company assess whether it has the right to direct 'how and for what purpose' the asset is used throughout the period of use.

As a lessee

(i) Right-of-use-assets

At lease commencement date, the Company recognizes a right-of-use asset and a lease liability on the balance sheet. The right-of-use asset is measured at cost, which is made up of the initial measurement of the lease liability, any initial direct costs incurred by the Company, an estimate of any costs to dismantle and remove the asset at the end of the lease, and any lease payments made in advance of the lease commencement date (net of any incentives received).



Noida Power Company Limited
Notes to the financial statement for year ended 31 March 2024
(All amount in Rs. Lakh, unless otherwise stated)

The Company depreciates the right-of-use assets on a straight-line basis from the lease commencement date to the earlier of the end of the useful life of the right-of-use asset or the end of the lease term. The Company also assesses the right-of-use asset for impairment when such indicators exist.

The Company has all the lease agreements for a period 90 years except one lease which is for 29 years with land development authorities for land used in its operations.

(ii) Lease liabilities

At the commencement date, the Company measures the lease liability at the present value of the lease payments unpaid at that date, discounted using the interest rate implicit in the lease if that rate is readily available or the Company's incremental borrowing rate.

Lease payments included in the measurement of the lease liability are made up of fixed payments (including in substance fixed), variable payments based on an index or rate, amounts expected to be payable under a residual value guarantee and payments arising from options reasonably certain to be exercised.

Subsequent to initial measurement, the liability will be reduced for payments made and increased for interest. It is remeasured to reflect any reassessment or modification, or if there are changes in in-substance fixed payments.

When the lease liability is remeasured, the corresponding adjustment is reflected in the right-of-use asset, or profit and loss if the right-of-use asset is already reduced to zero.

The Company has shown the right-of-use assets and lease liabilities under the head Property Plant and Equipment and in line item include those liabilities respectively of statement of financial position.

(iii) Short term leases and leases of low value of assets

The Company applies the short-term lease recognition exemption to its short-term leases. It also applies the lease of low-value assets recognition exemption that are considered to be low value. Lease payments on short-term leases and leases of low value assets are recognised as expense on a straight-line basis over the lease term.

g) Cash and cash equivalents

For the purpose of presentation in the statement of cash flows, cash and cash equivalents includes cash on hand, deposits held at call with financial institutions, other short-term, highly liquid investments with original maturities of three months or less that are readily convertible to known amounts of cash and which are subject to an insignificant risk of changes in value, and bank overdrafts. Bank overdrafts are shown within borrowings in current liabilities in the balance sheet.

h) Inventories

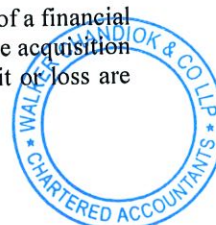
Inventories consist of stores and spares which do not qualify to be classified as Property, plant and equipment and are stated at lower of cost or net realisable value. Cost is determined using weighted average method. The cost of stores and spares comprises of the expenditure incurred in bringing such inventories to their present location and condition. Net realisable value is the estimated selling price in the ordinary course of business, less the estimated cost of completion and the estimated costs necessary to make the sale.

Obsolete, slow moving and defective inventories are identified at the time of physical verification of inventories and where necessary, adjustment is made for such items.

i) Investments and other financial assets

i. Initial measurement

At initial recognition, the Company measures a financial asset at its fair value plus, in the case of a financial asset not at fair value through profit or loss, transaction costs that are directly attributable to the acquisition of the financial asset. Transaction costs of financial assets carried at fair value through profit or loss are expensed in profit or loss.



Noida Power Company Limited
Notes to the financial statement for year ended 31 March 2024
(All amount in Rs. Lakh, unless otherwise stated)

ii. Classification and subsequent measurement

For the purpose of subsequent measurement, financial assets of the Company are classified in the following categories:

- Financial assets measured at amortized cost;
- Financial assets measured at fair value through other comprehensive income (FVTOCI); and
- Financial assets measured at fair value through profit and loss (FVTPL)

The classification of financial assets depends on the entity's business model for managing the financial assets and the contractual terms of the cash flows. Management determines the classification of its financial assets at initial recognition.

iii. Financial assets measured at amortized cost:

A financial asset is measured at amortized cost if both the following conditions are met:

- a. The asset is held within a business model whose objective is to hold assets for collecting contractual cash flows; and
- b. Contractual terms of the asset give rise on specified dates to cash flows that are solely payments of principal and interest (SPPI) on the principal amount outstanding.

After initial measurement, such financial assets are subsequently measured at amortized cost using the effective interest rate (EIR) method. Amortized cost is calculated by taking into account any discount or premium on acquisition and fees or costs that are an integral part of the EIR. The EIR amortization is included in finance income in the profit or loss. The losses arising from impairment are recognized in the profit or loss. This category generally applies to trade and other receivables, bank deposits, security deposits, investment in Government Securities, bonds, cash and cash equivalents and employee loans etc.

iv. Financial instruments measured at fair value through other comprehensive income

A financial instrument shall be measured at fair value through other comprehensive income if both of the following conditions are met:

- a. the objective of the business model is achieved by both collecting contractual cash flows and selling financial assets; and
- b. the asset's contractual cash flow represents SPPI.

Financial instruments included within FVTOCI category are measured initially as well as at each reporting period at fair value. Fair value movements are recognized in other comprehensive income (OCI). Currently, the Company does not have any asset classified under this category.

v. Financial instruments measured at fair value through profit and loss

Fair value through profit and loss is the residual category. Any financial instrument which does not meet the criteria for categorization as at amortized cost or fair value through other comprehensive income is classified at FVTPL. Financial instruments included within FVTPL category are measured initially as well as at each reporting period at fair value. Fair value movements are recorded in statement of profit and loss. The Company has certain investment e.g., UTI Balance Fund, etc. classified under this category.

vi. Derecognition of financial assets

A financial asset (or, where applicable, a part of a financial asset or part of a group of similar financial assets) is primarily derecognised only when:

- The rights to receive cash flows from the asset have been transferred, or



Noida Power Company Limited

Notes to the financial statement for year ended 31 March 2024

(All amount in Rs. Lakh, unless otherwise stated)

- The Company retains the contractual rights to receive the cash flows of the financial asset, but assumes a contractual obligation to pay the cash flows to one or more recipients.

When the Company has transferred an asset, it evaluates whether it has substantially transferred all risks and rewards of ownership of the financial asset. In such cases, the financial asset is derecognized. When the Company has not transferred substantially all the risks and rewards of ownership of a financial asset, the financial asset is not derecognised.

When the Company has neither transferred a financial asset nor retains substantially all risks and rewards of ownership of the financial asset, the financial asset is derecognised if the entity has not retained control of the financial asset. When the entity retains control of the financial asset, the asset is continued to be recognized to the extent of continuing involvement in the asset.

j) Financial liability

i. Initial recognition and measurement

Financial liabilities are classified, at initial recognition, as financial liabilities at fair value through profit or loss, borrowings, payables. All financial liabilities are recognised initially at fair value and, in the case of borrowings and payables, net of directly attributable transaction costs. The Company's financial liabilities include trade and other payables, borrowings including bank overdrafts.

ii. Subsequent measurement

The measurement of financial liabilities depends on their classification, as described below:

a. Financial Liabilities at fair value through profit or loss:

Financial liabilities at fair value through profit or loss include financial liabilities held for trading and financial liabilities designated upon initial recognition as at fair value through profit or loss. Financial liabilities are classified as held for trading if they are incurred for the purpose of repurchasing in the near term.

b. Gains or losses on liabilities held for trading are recognised in the profit or loss.

Financial liabilities designated upon initial recognition at fair value through profit or loss are designated as such at the initial date of recognition, and only if the criteria in Ind AS 109 are satisfied. For liabilities designated as FVTPL, fair value gains/ losses attributable to changes in own credit risk are recognized in OCI. These gains/ losses are not subsequently transferred to P&L. However, the Company may transfer the cumulative gain or loss within equity. All other changes in fair value of such liability are recognised in the statement of profit or loss. The Company has not designated any financial liability as at fair value through profit and loss.

c. Borrowings

Any difference between the proceeds (net of transaction costs) and the redemption amount is recognised in profit or loss over the period of the borrowings using the effective interest method. Fees paid on the establishment of loan facilities are recognised as transaction costs of the loan to the extent that it is probable that some or all of the facility will be drawn down. In this case, the fee is deferred until the draw down occurs. To the extent there is no evidence that it is probable that some or all of the facility will be drawn down, the fee is capitalised as a prepayment for liquidity services and amortised over the period of the facility to which it relates.

Borrowings are classified as current liabilities unless the Company has an unconditional right to defer settlement of the liability for at least 12 months after the reporting period. Where there is a breach of a material provision of a long-term loan arrangement on or before the end of the reporting period with the effect that the liability becomes payable on demand on the reporting date, the entity does not classify the liability as current, if the lender agreed, after the reporting period and before the approval of the financial statements for issue, not to demand payment as a consequence of the breach.



Noida Power Company Limited

Notes to the financial statement for year ended 31 March 2024

(All amount in Rs. Lakh, unless otherwise stated)

iii. Derecognition

A financial liability is derecognised when the obligation under the liability is discharged or cancelled or expires. When an existing financial liability is replaced by another from the same lender on substantially different terms, or the terms of an existing liability are substantially modified, such an exchange or modification is treated as the derecognition of the original liability and the recognition of a new liability. The difference in the respective carrying amounts is recognised in the statement of profit or loss.

Borrowings are removed from the balance sheet when the obligation specified in the contract is discharged, cancelled or expired. The difference between the carrying amount of a financial liability that has been extinguished or transferred to another party and the consideration paid, including any non-cash assets transferred or liabilities assumed, is recognised in profit or loss as other gains/(losses).

k) Impairment

i. *Financial Assets*

In accordance with Ind AS 109, the Company applies expected credit loss (ECL) model for measurement and recognition of impairment loss on the following financial assets:

- a) Financial assets measured at amortized cost e.g. loans, deposits and trade receivables.
- b) Financial assets measured at Fair Value through Other Comprehensive Income (FVTOCI).

For recognition of impairment loss on financial assets and risk exposure, the Company determines that whether there has been a significant increase in the credit risk since initial recognition. If credit risk has not increased significantly, 12-month ECL is used to provide for impairment loss. However, if credit risk has increased significantly, lifetime ECL is used. If in subsequent period, credit quality of the instrument improves such that there is no longer a significant increase in credit risk since initial recognition, then the entity reverts to recognizing impairment loss allowance based on 12-month ECL.

ECL impairment loss allowance (or reversal) recognized during the period is recognized as income/expense in the statement of profit and loss.

Lifetime ECLs are the expected credit losses resulting from all possible default events over the expected life of a financial instrument. The 12 month ECL is a portion of the lifetime ECL which results from default events that are possible within 12 months after the reporting date.

ECL is the difference between all contractual cash flows that are due to the Company in accordance with the contract and all the cash flows that the entity expects to receive (i.e. all shortfalls), discounted at the original EIR.

ECL impairment loss allowance (or reversal) recognized during the period is recognized as income/expense in the statement of profit and loss.

For trade receivables only, the Company applies the simplified approach permitted by Ind AS 109, *Financial Instruments*, which requires expected lifetime losses to be recognised from initial recognition of the receivables. To calculate lifetime expected credit losses, the Company uses a provision matrix to determine the impairment loss on its trade receivables. The provision matrix is based on historically observed default rates and is adjusted for forward looking estimates. At every reporting date, the historically observed default rates are updated and changes in forward looking estimates are analyzed.

ii. *Impairment on non-financial assets*

Intangible assets are tested for impairment whenever events or changes in circumstances indicate that the carrying amount may not be recoverable amount. The recoverable amount is the higher of an asset's fair value less costs of disposal and value in use. For the purposes of assessing impairment, assets are grouped at the lowest levels for which there are separately identifiable cash inflows which are largely independent of the cash inflows from other assets or groups of assets (cash-generating units). Non-financial assets that suffered an impairment are reviewed for possible reversal of the impairment at the end of each reporting period.



Noida Power Company Limited
Notes to the financial statement for year ended 31 March 2024
(All amount in Rs. Lakh, unless otherwise stated)

l) Borrowing costs

Borrowing costs are interest and other costs (including exchange differences arising from foreign currency borrowings to the extent that they are regarded as an adjustment to interest costs) incurred by the Company in connection with the borrowing of funds. Borrowing costs directly attributable to acquisition and/or construction of those tangible fixed assets which necessarily take a substantial period of time to get ready for their intended use are capitalised. Capitalisation of borrowing costs is suspended in the period during which active development is delayed due to, other than temporary, interruption. Other borrowing costs are recognised as an expense in the Statement of Profit and Loss in the period in which they are incurred.

m) Offsetting of financial instruments

Financial assets and financial liabilities are offset and the net amount is reported in the balance sheet where there is a currently enforceable legal right to offset the recognized amounts and there is an intention to settle on a net basis or realise the asset and settle the liability simultaneously. The legally enforceable right must not be contingent on future events and must be enforceable in the normal course of business and in the event of default, insolvency or bankruptcy of the Company or the counterparty.

n) Property, plant and equipment

Recognition and measurement:

Freehold land is carried at historical cost. All other items of property, plant and equipment are stated at historical cost less accumulated depreciation and accumulated impairment losses, if any. Historical cost includes expenditure that is directly attributable to the acquisition of the items.

In case of a project, cost also includes pre-operative expenses and where applicable, expenses during trial run after netting off of revenue earned during trial run and income arising from temporary use of funds pending utilisation. Subsequent costs are included in the asset's carrying amount or recognized as a separate asset, as appropriate, only when it is probable that future economic benefits associated with the item will flow to the Company and the cost of the item can be measured reliably.

When a major inspection is performed, its cost is recognized in the carrying amount of the plant and equipment as a separate component if the recognition criteria are satisfied. In case any major part is replaced, cost of the same is recognized in the carrying amount of the plant and equipment if the recognition criteria are satisfied and carrying value of the replaced part is derecognized from the carrying value of the asset. All other repair and maintenance costs are recognized in profit or loss as incurred.

The present value of the expected cost for the decommissioning of an asset after its use is included in the cost of the respective asset if the recognition criteria for a provision are met.

Gains or loss arising from de-recognition of assets are measured as the difference between the net disposal proceeds and the carrying amount of the assets and are recognised in the Statement of Profit and Loss when the asset is derecognised.

Depreciation methods, estimated useful lives and residual value:

The Company provides depreciation using the Straight-Line Method (SLM) and the rates as provided in Annexure-A of UPERC (Multi Year Tariff for Distribution & Transmission) Regulation, 2019, hereinafter referred to as 'MYT Regulations, 2019', applicable with effect from 1 April 2020.

In accordance with the Tariff Regulations, the residual values are considered not more than 10% of the original cost of the asset in all cases.

The residual values, useful lives and methods of depreciation of property, plant and equipment are reviewed at each financial year end and adjusted prospectively, if appropriate.



Noida Power Company Limited
Notes to the financial statement for year ended 31 March 2024
(All amount in Rs. Lakh, unless otherwise stated)

Transition to Ind AS:

On transition to Ind AS, the Company has elected to continue with the carrying value of all of its property, plant and equipment recognised as at 1 April 2015 measured as per the previous GAAP and use that carrying value as the deemed cost of the property, plant and equipment.

o) Other intangible assets

Intangible assets (where expected to provide future enduring economic benefit) are carried at cost of acquisition less accumulated amortization and accumulated impairment losses, if any.

The Company provides amortisation using the Straight-Line Method (SLM) and the rates as provided in Annexure-A of UPERC (Multi Year Tariff for Distribution & Transmission) Regulation, 2019, hereinafter referred to as 'MYT Regulations, 2019'.

On transition to Ind AS, the Company has elected to continue with the carrying value of all of its intangible assets recognised as at 1 April 2015 measured as per the previous GAAP and use that carrying value as the deemed cost of intangible assets.

p) Employee Benefits

Short-term employee benefits:

Liabilities for wages and salaries, including non -monetary benefits that are expected to be settled wholly within 12 months after the end of the period in which the employees render the related service are recognized in respect of employees' services up to the end of the reporting period and are measured at the amounts expected to be paid when the liabilities are settled. The liabilities are presented as current employee benefit obligations in the balance sheet.

Post-employment obligations:

(i) Defined Contribution Plan

A defined contribution plan is a post-employment benefit plan under which an entity pays specified contributions and has no obligation to pay any further amounts. Provident fund scheme administered by the government and NPCL Executives Pension Scheme are significant defined contribution schemes of the Company. The Company makes specified monthly contributions towards these schemes. The Company's contributions are recorded as an expense in the Profit or loss during the period in which the employee renders the related service.

(ii) Defined Benefit Obligations - Gratuity

The present value of the defined benefit obligation is determined by discounting the estimated future cash outflows by reference to market yields at the end of the reporting period on government bonds that have terms approximating to the terms of the related obligation.

The net interest cost is calculated by applying the discount rate to the net balance of the defined benefit obligation and the fair value of plan assets. This cost is included in employee benefit expense in the statement of profit and loss.

The Company provides for gratuity, a defined benefits plan (the "Gratuity Plan") covering eligible employees in accordance with the payment of Gratuity Act, 1972. The Gratuity Plan provides lump sum payments to vested employees at retirement, death, incapacitation or termination of employment, of an amount based on the respective employee's salary and the tenure of employment. The Company's liability is actuarially determined (using the Projected Unit Credit method) at the end of each year. The Gratuity Plan is administered through 'Noida Power Company Limited Gratuity Fund' which makes the contribution to LIC. Contributions are paid to LIC in accordance with the demands received. Re-measurement gains and losses arising from experience adjustments and changes in actuarial assumptions are recognised in the period in which they occur, directly in other comprehensive income. They are included in retained earnings in the statement of changes



Noida Power Company Limited

Notes to the financial statement for year ended 31 March 2024

(All amount in Rs. Lakh, unless otherwise stated)

in equity and in the balance sheet. Changes in the present value of the defined benefit obligation resulting from plan amendments or curtailments are recognised immediately in profit or loss as past service cost.

Other Long-term employee benefits – Compensated absences:

The employees can carry-forward a portion of the unutilized accrued compensated absences and utilize it in future service periods or receive cash compensation on termination of employment. Since the compensated absences do not fall due wholly within twelve months after the end of the period in which the employees render the related service and are also not expected to be utilized wholly within twelve months after the end of such period, the benefit is classified as a long-term employee benefit. The Company records an obligation for such compensated absences in the period in which the employee renders the services that increase this entitlement. The obligation is measured on the basis of independent actuarial valuation using the projected unit credit method. Re-measurements as a result of experience adjustments and changes in actuarial assumptions are recognized in the Statement of Profit or Loss in the year in which they arise.

During the current year, the Company has invested in funds for payments towards compensated absences.

q) Regulatory deferral accounts balances

The Company's business is rate regulated business and the Company has elected to adopt Ind AS 114, *Regulatory Deferral Accounts*. Expense/income recognized in the Statement of Profit & Loss to the extent recoverable from or payable to the beneficiaries in subsequent periods as per Tariff Regulations are recognized as 'Regulatory deferral account balances'.

Regulatory deferral accounts balances are adjusted from the year in which the same become recoverable from or payable to the beneficiaries.

Under Ind AS 114, rate regulated companies are required to isolate the impact of recognizing regulatory balances from the financial reporting requirements of other Ind AS. The deferred tax asset or deferred tax liability and movement arising as a result of recognizing regulatory balances are presented with the related regulatory balance. However, the Company is not recognising any deferred tax asset/liability as a result of recognising regulatory deferral account balance.

Similarly, the net income tax effect of all changes in regulatory balances are segregated in a new and separate section of the income statement called net movements in regulatory balances, net of tax. The income and expenses recorded before net movements in regulatory balances, net of tax, are recorded in accordance with other Ind AS.

r) Earnings per Share

i. Basic earnings per share

Basic earnings per share are calculated by dividing the profit or loss for the period attributable to equity shareholders by the weighted average number of shares outstanding during the period.

ii. Diluted earnings per share

For the purpose of calculating diluted earnings per share, the net profit or loss for the period attributable to equity shareholders and the weighted average number of shares outstanding during the period is adjusted for the effects of all dilutive potential equity shares.

For each earnings per share amount presented in accordance with Ind AS 33, the Company presents additional basic and diluted earnings per share amounts that are calculated in the same way, except that those amounts excludes the net movement in the regulatory deferral account balances in accordance with Ind AS 114.



Noida Power Company Limited
Notes to the financial statement for year ended 31 March 2024
(All amount in Rs. Lakh, unless otherwise stated)

s) Provisions and contingencies

Provisions are recognised when there is a present legal or statutory obligation or constructive obligation as a result of past events and where it is probable that there will be outflow of resources to settle the obligation and when a reliable estimate of the amount of the obligation can be made.

Provisions are measured at the present value of management's best estimate of the expenditure required to settle the present obligation at the end of the reporting period. The discount rate used to determine the present value is a pre-tax rate that reflects current market assessments of the time value of money and the risks specific to the liability. The increase in the provision due to the passage of time is recognised as interest expense.

Contingent liabilities are recognized only when there is a possible obligation arising from past events due to occurrence or non-occurrence of one or more uncertain future events not wholly within the control of the Company or where any present obligation cannot be measured in terms of future outflow of resources or where a reliable estimate of the obligation cannot be made. Obligations are assessed on an ongoing basis and only those having a largely probable outflow of resources are provided for.

Contingent assets where it is probable that future economic benefits will flow to the Company are not recognised but disclosed in the financial statements. However, when the realisation of income is virtually certain, then the related asset is no longer a contingent asset, but it is recognised as an asset.

2.3 New standards that are not yet effective and have not been early adopted:

All the Ind AS issued and notified by the Ministry of Corporate Affairs under the Companies (Indian Accounting Standards) Rules, 2015 (as amended) till the financial statements are authorized have been considered in preparing these financial statements.

a) Standards issued but not yet effective

Ministry of Corporate Affairs ("MCA") notifies new standards or amendments to the existing standards under Companies (Indian Accounting Standards) Rules as issued from time to time. For the year ended 31 March 2024, MCA has not notified any new standard and amendment to the existing standards applicable to the Company.



Noida Power Company Limited
Notes to the financial statement for year ended 31 March 2024
(All amount in Rs. Lakh, unless otherwise stated)

3 Property, plant and equipment

Asset description	Gross carrying amount				Accumulated depreciation and amortisation				Net carrying amount as at 31 March 2024
	As at 1 April 2023	Additions during the year	Disposals/ Adjustment during the year	As at 31 March 2024	As at 1 April 2023	Depreciation and amortisation for the year	Disposals/ Adjustment during the year	As at 31 March 2024	
Freehold land	392	-	-	392	-	-	-	-	392
Leasehold land	15,493	1,550	-	17,043	1,164	184	-	1,348	15,695
Building and structures	23,904	227	-	24,131	4,226	727	-	4,953	19,178
Plant and equipment	7,984	1,554	-	9,538	2,067	389	-	2,456	7,082
Solar power generation equipment	24	-	-	24	9	1	-	10	14
Distribution network	1,12,810	9,194	529	1,21,475	31,095	5,433	386	36,142	85,333
Meters and other apparatus on consumer's premises	10,557	2,457	252	12,762	2,171	517	145	2,543	10,219
Furniture and fixtures	3,199	10	-	3,209	1,393	142	-	1,535	1,674
Office equipment	1,734	44	-	1,778	958	57	-	1,015	763
Computers	2,398	352	2	2,748	1,245	475	2	1,718	1,030
Vehicles	716	222	126	812	221	65	83	203	609
Total	1,79,211	15,610	909	1,93,912	44,549	7,990	616	51,923	1,41,989
Capital work in progress [refer note (i) below]	1,612	15,754	13,783	3,583	-	-	-	-	3,583
Total	1,612	15,754	13,783	3,583	-	-	-	-	3,583

Asset description	Gross carrying amount				Accumulated depreciation and amortisation				Net carrying amount as at 31 March 2023
	As at 1 April 2022	Additions during the year	Disposals/ Adjustment during the year	As at 31 March 2023	As at 1 April 2022	Depreciation and amortisation for the year	Disposals/ Adjustment during the year	As at 31 March 2023	
Freehold land	392	-	-	392	-	-	-	-	392
Leasehold land	15,202	291	-	15,493	989	175	-	1,164	14,329
Building and structures	23,467	437	-	23,904	3,504	722	-	4,226	19,678
Plant and equipment	6,856	1,141	13	7,984	1,765	311	9	2,067	5,917
Solar power generation equipment	24	-	-	24	8	1	-	9	15
Distribution network	1,05,093	7,996	279	1,12,810	26,254	5,026	185	31,095	81,715
Meters and other apparatus on consumer's premises	8,133	2,659	235	10,557	1,921	380	130	2,171	8,386
Furniture and fixtures	3,192	7	-	3,199	1,252	141	-	1,393	1,806
Office equipment	1,687	57	10	1,734	914	53	9	958	776
Computers	2,359	166	127	2,398	1,033	326	114	1,245	1,153
Vehicles	628	123	35	716	188	56	23	221	495
Total	1,67,033	12,877	699	1,79,211	37,828	7,191	470	44,549	1,34,662
Capital work in progress [refer note (i) below]	1,443	12,632	12,463	1,612	-	-	-	-	1,612
Total	1,443	12,632	12,463	1,612	-	-	-	-	1,612

Notes:

- The capital work-in-progress represents distribution network, other capital assets under constructions/ development and capital stores and spares.
- Refer to note 41 for disclosure of contractual commitments for the acquisition of property, plant and equipment.
- During the current year, the Company has been handed over distribution assets by Greater Noida industrial Development Authority (GNIDA) and other entities. The value of these assets as communicated by the said authorities/ entities is Rs. 2,419 Lakh (31 March 2023: Rs. 873 Lakh). Till financial year 2023-24, total assets handed over by GNIDA, Uttar Pradesh State Industrial Development Corporation Limited (UPSIDC), Delhi-Mumbai Industrial Corridor (DMIC) and other entities amount to Rs. 39,106 Lakh (31 March 2023: Rs. 36,687 Lakh). The said assets are in the possession of the Company only for distribution of electricity to its consumers and maintenance thereof and hence not capitalised in the books of account.
- Company do not have physical possession of one sub-station which is included above in Distribution Network (refer note No 43 (d)).
- Company do not have physical possession of one feeder line from Sec-148 Noida which is included above in Distribution Network (refer note No 43 (f)).
- The Company has all the lease agreements for a period 90 years except one lease which is for 29 years with land development authorities for land used in its operations.
- There are no immoveable properties held by the Company whose title deeds are not held in the name of the Company.



Noida Power Company Limited
Notes to the financial statement for year ended 31 March 2024
(All amount in Rs. Lakh, unless otherwise stated)

(a) Capital work- in-progress ageing

Ageing for capital work-in-progress as at 31 March 2024 is as follows:

Particulars	Amount in capital work-in-progress for a period of				
	Less than 1 year	1-2 years	2-3 years	More than 3 years	Total
Project in progress	3,295	66	26	196	3,583

Ageing for capital work-in-progress as at 31 March 2023 is as follows:

Particulars	Amount in capital work-in-progress for a period of				
	Less than 1 year	1-2 years	2-3 years	More than 3 years	Total
Project in progress	1,334	64	25	189	1,612

Project execution plans are modulated basis capacity requirement assessment on an annual basis and all the projects are executed as per rolling annual plan.

- (b) The initiation of distribution network development projects undertaken by the Company depends on multiple approval for right of way, electrical safety, regulatory body, transmission companies etc. It is not feasible to determine the completion date of the projects at initial stage. Therefore, the Company evaluates each running projects as on reporting date based on the progress of respective projects as well as estimates and assumptions w.r.t future business, economy / industry and regulatory environments and determines the revised / expected date of completion thereof. When plans are subsequently revisited, same is considered in the nature of a fresh 'original plan' as per Guidance Note on Division II – Ind AS Schedule III issued by ICAI. Accordingly, based on its evaluation as on reporting date, there are no such project under capital-work-in progress, whose completion is overdue or has exceeded its cost compared to its original plan as of 31 March 2024 and 31 March 2023.

Additional Information related to Property, Plant and Equipment :

The Company in accordance with option available under Ind AS-101 elected to continue with carrying value of all its property, plant and equipment as recognised in the financial statement as at the date of transition (i.e. 01 April 2015) to Ind-AS, measured as per the previous GAAP and used that as its deemed cost as at the date of transition. However, for the purpose of determination of regulatory deferral account balance the Company also need to disclose the gross carrying value of all its property, plant and equipment as per the previous GAAP. The carrying value of property, plant and equipment for the period as per previous GAAP considered for determination of regulatory deferral account balance are as follows:

Asset description	Gross carrying amount				Accumulated depreciation and amortisation				Net carrying amount as at 31 March 2024
	As at 1 April 2023	Additions during the year	Disposals/ Adjustment during the year	As at 31 March 2024	As at 1 April 2023	Depreciation and amortisation for the year	Disposals/ Adjustment during the year	As at 31 March 2024	
Freehold land	392	-	-	392	-	-	-	-	392
Leasehold land	15,775	1,550	-	17,325	1,446	184	-	1,630	15,695
Building and structures	24,502	227	-	24,729	4,824	727	-	5,551	19,178
Plant and Equipment	8,458	1,554	-	10,012	2,541	389	-	2,930	7,082
Solar power generation equipment	30	-	-	30	15	1	-	16	14
Distribution network	1,31,250	9,194	529	1,39,915	49,535	5,433	386	54,582	85,333
Meters and other apparatus on consumer's premises	12,586	2,457	252	14,791	4,200	517	145	4,572	10,219
Furniture and fixtures	3,363	10	-	3,373	1,557	142	-	1,699	1,674
Office equipment	1,834	44	-	1,878	1,058	57	-	1,115	763
Computers	2,998	352	2	3,348	1,845	475	2	2,318	1,030
Vehicles	839	222	126	935	344	65	83	326	609
Total	2,02,027	15,610	909	2,16,728	67,365	7,990	616	74,739	1,41,989
Capital work in progress	1,612	15,754	13,783	3,583	-	-	-	-	3,583
Total	1,612	15,754	13,783	3,583	-	-	-	-	3,583



4 Other intangible assets

Asset description	Gross carrying amount				Accumulated amortisation				Net carrying amount as at 31 March 2024
	As at 1 April 2023	Additions during the year	Disposals/ Adjustment during the year	As at 31 March 2024	As at 1 April 2023	Amortisation for the year	Disposals/ Adjustment during the year	As at 31 March 2024	
Acquired intangible assets :									
Computer software	5,919	598	-	6,517	3,076	593	-	3,669	2,848
Other intangible asset	46	-	-	46	36	-	-	36	10
Total	5,965	598	-	6,563	3,112	593	-	3,705	2,858
Intangible assets under development:									
Intangible assets under development	13	585	598	-	-	-	-	-	-
Total	13	585	598	-	-	-	-	-	-

Asset description	Gross carrying amount				Accumulated amortisation				Net carrying amount as at 31 March 2023
	As at 1 April 2022	Additions during the year	Disposals/ Adjustment during the year	As at 31 March 2023	As at 1 April 2022	Amortisation for the year	Disposals/ Adjustment during the year	As at 31 March 2023	
Acquired intangible assets:									
Computer software	5,405	514	-	5,919	2,190	886	-	3,076	2,843
Other intangible asset	46	-	-	46	36	-	-	36	10
Total	5,451	514	-	5,965	2,226	886	-	3,112	2,853
Intangible assets under development:									
Intangible assets under development	2	525	514	13	-	-	-	-	13
Total	2	525	514	13	-	-	-	-	13

Notes:

(i) Intangible assets under development represents various information technology and automation software under installation/ development.

(a) Intangible assets under development ageing

Ageing for Intangible assets under development as at 31 March 2024 is as follows:

Particulars	Amount in capital work-in-progress for a period of				
	Less than 1 year	1-2 years	2-3 years	More than 3 years	Total
Project in progress	-	-	-	-	-

Ageing for Intangible assets under development as at 31 March 2023 is as follows:

Particulars	Amount in capital work-in-progress for a period of				
	Less than 1 year	1-2 years	2-3 years	More than 3 years	Total
Project in progress	13	-	-	-	13

(b)

There are no such project under intangible assets under development, whose completion is overdue or has exceeded its cost compared to its original plan as of 31 March 2024 and 31 March 2023.

Additional information related to intangible assets presented as per previous GAAP:

The Company in accordance with option available under Ind AS-101 elected to continue with carrying value of all its intangible assets as recognised in the financial statement as at the date of transition (i.e. 01 April 2015) to Ind-AS, measured as per the previous GAAP and used that as its deemed cost as at the date of transition. However, for the purpose of determination of regulatory deferral account balance the Company also need to disclose the gross carrying value of all its intangible assets as per the previous GAAP. The carrying value of intangible assets for the period as per previous GAAP considered for determination of regulatory deferral account balance are as follows:

Asset description	Gross block (at cost)				Accumulated amortisation				Net carrying amount as at 31 March 2024
	As at 1 April 2023	Additions during the year	Disposals/ Adjustment during the year	As at 31 March 2024	As at 1 April 2023	Amortisation for the year	Disposals/ Adjustment during the year	As at 31 March 2024	
Acquired intangible assets:									
Computer software	6,938	598	-	7,536	4,095	593	-	4,688	2,848
Other intangible asset	117	-	-	117	107	-	-	107	10
Total	7,055	598	-	7,653	4,202	593	-	4,795	2,858
Intangible assets under development:									
Intangible assets under development	13	585	598	-	-	-	-	-	-
Total	13	585	598	-	-	-	-	-	-



Noida Power Company Limited
Notes to the financial statement for year ended 31 March 2024
(All amount in Rs. Lakh, unless otherwise stated)

	As at 31 March 2024	As at 31 March 2023
5 Non-current investments		
Investments in government securities (unquoted) (at amortised cost) *		
135,000 units (31 March 2023: 135,000 units) of 8.33% Government of India Treasury Bonds	135	135
Investments in mutual funds (quoted) (at FVTPL) *		
106,886 units (31 March 2023: 106,886 units) of UTI Balance Fund Dividend Plan	43	34
	<u>178</u>	<u>169</u>
Aggregate amount of quoted investments and market value thereof	43	34
Aggregate amount of unquoted investments at cost	<u>135</u>	<u>135</u>
	<u>178</u>	<u>169</u>
* restricted investment against contingency reserve		
6 Non-current financial assets - loans (at amortised cost)		
Loans to employees *		
Considered good - unsecured	149	59
	<u>149</u>	<u>59</u>
* These loan given to employees are interest free and repayable as per terms specified in policies of the company		
7 Other non-current financial assets		
Security deposits	85	72
Bank deposits with maturity for more than 12 month	-	2
	<u>85</u>	<u>74</u>
8 Income tax assets (net)		
Advance tax (net of income tax liability)	667	360
	<u>667</u>	<u>360</u>
9 Other non-current assets		
Capital advances	377	649
Prepaid expenses	47	-
	<u>424</u>	<u>649</u>



Noida Power Company Limited
Notes to the financial statement for year ended 31 March 2024
(All amount in Rs. Lakh, unless otherwise stated)

	As at 31 March 2024	As at 31 March 2023
10 Inventories		
Stores and spares	215	134
	215	134
11 Current investments		
Investments in mutual funds (quoted) (at FVTPL)		
49,99,750 units (31 March 2023: nil) of Axis Fixed Term Plan - Direct Growth	507	-
	507	-
Aggregate amount of quoted investments and market value thereof	507	-
12 Trade receivables (at amortised cost)		
Considered good - secured	6,867	6,791
Considered good - unsecured	2,803	2,979
Credit impaired	9,637	9,811
	19,307	19,581
Less: Allowance for doubtful trade receivables	(9,637)	(9,811)
	9,670	9,770

The Company's exposure to credit risk and loss allowance related to trade receivables are disclosed in note 36.

Ageing for trade receivables as at 31 March 2024 is as follows:

Particulars	Outstanding for following periods from due date of payment						Total
	Not Due	Less than 6 months	6 months - 1 year	1-2 years	2-3 years	More than 3 years	
Trade receivable - billed							
(i) Undisputed trade receivables – considered good	6,260	2,522	433	199	70	186	9,670
(ii) Undisputed trade receivables – credit impaired	178	1,256	1,219	1,637	1,231	4,116	9,637
(iii) Disputed trade receivables – considered good	-	-	-	-	-	-	-
(iv) Disputed trade receivables – credit impaired	-	-	-	-	-	-	-
	6,438	3,778	1,652	1,836	1,301	4,302	19,307
Less: Allowance for doubtful trade receivables							9,637
Billed							9,670
Unbilled (refer note 16)							6,595
Total trade receivable							16,265

Ageing for trade receivables as at 31 March 2023 is as follows:

Particulars	Outstanding for following periods from due date of payment						Total
	Not Due	Less than 6 months	6 months - 1 year	1-2 years	2-3 years	More than 3 years	
Trade receivable - billed							
(i) Undisputed trade receivables – considered good	6,513	2,127	424	239	136	331	9,770
(ii) Undisputed trade receivables – credit impaired	259	1,215	1,381	1,707	1,535	3,714	9,811
(iii) Disputed trade receivables – considered good	-	-	-	-	-	-	-
(iv) Disputed trade receivables – credit impaired	-	-	-	-	-	-	-
	6,772	3,342	1,805	1,946	1,671	4,045	19,581
Less: Allowance for doubtful trade receivables							9,811
Billed							9,770
Unbilled (refer note 16)							6,320
Total trade receivable							16,090



Noida Power Company Limited
Notes to the financial statement for year ended 31 March 2024
(All amount in Rs. Lakh, unless otherwise stated)

13 Cash and cash equivalents

Balances with banks
- Demand deposits (with original maturity of three months or less)
- On current accounts
Cheques on hand
Cash on hand

As at 31 March 2024	As at 31 March 2023
26,650	12,220
3,169	3,516
163	18
175	28
30,157	15,782

14 Other bank balances

Bank deposits with maturity for more than 3 month and less than 12 month*

49,105	56,602
49,105	56,602

*includes margin money deposits amounting to Rs. 8 lakh (31 March 2023: Rs. 8 lakh)

15 Current financial assets - Loans
(at amortised cost)

Loans to employees*
Considered good - unsecured

48	38
48	38

* These loan given to employees are interest free and repayable as per terms specified in policies of the Company.

16 Other current financial assets

Recoverables from UPPCL
- Consumers' security deposits [refer note 43(g)]
- Others [refer note 43(a)]
Interest accrued on bank deposits
Interest accrued on non-current investments
Unbilled revenue (including electricity duty)

1,129	1,129
3,077	3,077
1,784	1,771
4	4
6,595	6,320
12,589	12,301



Noida Power Company Limited
Notes to the financial statement for year ended 31 March 2024
(All amount in Rs. Lakh, unless otherwise stated)

17 Other current assets

	As at 31 March 2024	As at 31 March 2023
Balance with government authorities	-	90
Prepaid expenses	679	628
Balance with gratuity trust (refer note 24)	275	206
Others*	167	248
Advance to suppliers	961	-
	2,082	1,172

*Surplus in plan asset over present value of compensated absence

18 Equity share capital

Authorised equity share capital

	Number of shares (in lakh)	Amount
As at 31 March 2023	750	7,500
As at 31 March 2024	750	7,500

Movements in equity share capital: Issued and fully subscribed

	Number of shares (in lakh)	Equity share capital (par value)
As at 1 April 2022	600	6,000
Add: Issued during the year	-	-
As at 31 March 2023	600	6,000
Add: Issued during the year	-	-
As at 31 March 2024	600	6,000

(i) Terms and rights attached to equity shares

The Company has one class of equity shares having a par value of Rs.10 each. Each shareholder is eligible for one vote per share held. In the event of liquidation, the equity shareholders are eligible to receive the remaining assets of the company after distribution of all preferential amounts. The distribution will be in proportion to the number of equity shares held by the shareholders.

(ii) Details of shareholders holding more than 5% shares in the Company

	As at 31 March 2024		As at 31 March 2023	
	Number of shares (in lakh)	% holding	Number of shares (in lakh)	% holding
Greater Noida Industrial Development Authority	164	27.27%	164	27.27%
CESC Limited	297	49.55%	297	49.55%
Eminent Electricity Distribution Limited	139	23.18%	139	23.18%
	600	100.00%	600	100.00%

(iii) Disclosure of shareholding of promoters as at 31 March 2024 is as follows:

S. No	Promoter name	No. of Shares	% of total shares	% Change during the year
1	Greater Noida Industrial Development Authority	1,63,62,256	27.27%	-
2	CESC Limited	2,97,28,500	49.55%	-
3	Eminent Electricity Distribution Limited	1,39,09,204	23.18%	-

Disclosure of shareholding of promoters as at 31 March 2023 is as follows:

S. No	Promoter name	No. of Shares	% of total shares	% Change during the year
1	Greater Noida Industrial Development Authority	1,63,62,256	27.27%	-
2	CESC Limited	2,97,28,500	49.55%	-
3	Eminent Electricity Distribution Limited	1,39,09,204	23.18%	-



Noida Power Company Limited
Notes to the financial statement for year ended 31 March 2024
(All amount in Rs. Lakh, unless otherwise stated)

	As at 31 March 2024	As at 31 March 2023
19 Other equity		
Securities premium	1,442	1,442
Contingency reserve	233	233
Retained earnings	1,42,597	1,29,258
Total reserves and surplus	1,44,272	1,30,933
a) Securities premium		
Opening balance	1,442	1,442
Closing balance	1,442	1,442
Securities premium is used to record the premium on issue of shares. It is utilised in accordance with the provisions of the Companies Act, 2013.		
b) Contingency reserve		
Opening balance	233	233
Closing balance	233	233
As per the provisions of Distribution Tariff Regulation, contingency reserve shall be created up to 0.50% of the gross book value of the fixed assets of the Company as at the beginning of the year subject to the approval of UPERC. The contingency reserve is created to meet cost of replacement of equipment damaged due to force majeure situations. The Company is required to invest contingency reserve as allowed by the UPERC in prescribed securities only. However, no contingency reserve has been created by the Company since Financial Year 2011-12 onwards till date as the same has not been approved by UPERC.		
c) Retained earnings		
Opening balance	1,29,258	1,16,770
Profit for the year	16,960	16,119
Items of other comprehensive income recognised directly in retained earnings		
- Remeasurements of post-employment benefit obligation, net of tax	(21)	(31)
Appropriations		
- Dividend	(3,600)	(3,600)
Closing balance	1,42,597	1,29,258
Retained earnings are the profits of the Company earned till date net of appropriations.		
20 Other non-current financial liabilities		
Consumers' security deposits [refer note 38]	34,292	32,470
	34,292	32,470



Noida Power Company Limited
Notes to the financial statement for year ended 31 March 2024
(All amount in Rs. Lakh, unless otherwise stated)

	As at 31 March 2024	As at 31 March 2023	
21 Deferred tax liabilities (net)			
a. The balance comprises temporary differences attributable to:			
Deferred tax liabilities on account of:			
Depreciation	14,556	12,151	
Total deferred tax liabilities (A)	14,556	12,151	
Deferred tax assets on account of:			
Provision for employee benefits	153	154	
Provision for trade and other receivables	2,426	2,469	
Total deferred tax asset (B)	2,579	2,623	
Net deferred tax liabilities (A)-(B)	11,977	9,528	
b. Movement in deferred tax assets			
	Provision for employee benefits	Provision for trade and other receivables	Total
As at 1 April 2022	256	2,578	2,834
(Charged)/credited:			
- to profit or loss	(113)	(109)	(222)
- to other comprehensive income	11	-	11
As at 31 March 2023	154	2,469	2,623
Credited:			
- to profit or loss	(8)	(43)	(51)
- to other comprehensive income	7	-	7
As at 31 March 2024	153	2,426	2,579
Movement in deferred tax liabilities			
	Depreciation	Total	
As at 1 April 2022	10,214	10,214	
Charged:			
- to profit or loss	1,937	1,937	
As at 31 March 2023	12,151	12,151	
Charged:			
- to profit or loss	2,405	2,405	
As at 31 March 2024	14,556	14,556	



Noida Power Company Limited
Notes to the financial statement for year ended 31 March 2024
(All amount in Rs. Lakh, unless otherwise stated)

22 Trade payables

	As at 31 March 2024	As at 31 March 2023
Dues to micro and small enterprises (refer note a below)		
Power Purchase	546	592
Others	180	182
Dues to enterprises other than micro and small enterprises		
Power Purchase	19,382	21,771
Others	1,175	790
	21,283	23,335

Ageing for trade payables outstanding as at 31 March 2024 is as follows:

Particulars	Outstanding for following periods from due date of payment					Total
	Not due	Less than 1 year	1-2 years	2-3 years	More than 3 years	
Power purchase						
MSME*	546	-	-	-	-	546
Others	9,121	539	849	698	8,175	19,382
Disputed dues – MSME*	-	-	-	-	-	-
Disputed dues - Others	-	-	-	-	-	-
Others						
MSME*	180	-	-	-	-	180
Others	812	277	7	1	78	1,175
Disputed dues – MSME*	-	-	-	-	-	-
Disputed dues - Others	-	-	-	-	-	-
	10,659	816	856	699	8,253	21,283

*MSME as per the Micro, Small and Medium Enterprises Development Act, 2006.

Ageing for trade payables outstanding as at 31 March 2023 is as follows:

Particulars	Outstanding for following periods from due date of payment					Total
	Not due	Less than 1 year	1-2 years	2-3 years	More than 3 years	
Power purchase						
MSME*	592	-	-	-	-	592
Others	12,445	592	612	807	7,315	21,771
Disputed dues – MSME*	-	-	-	-	-	-
Disputed dues - Others	-	-	-	-	-	-
Others						
MSME*	182	-	-	-	-	182
Others	598	93	10	9	80	790
Disputed dues – MSME*	-	-	-	-	-	-
Disputed dues - Others	-	-	-	-	-	-
	13,817	685	622	816	7,395	23,335

*MSME as per the Micro, Small and Medium Enterprises Development Act, 2006.

The Company has not entered into any transactions with struck off companies, as defined under the Companies Act, 2013 and rules made thereunder.

	As at 31 March 2024	As at 31 March 2023
(a) Principal amount remaining unpaid	726	774
(b) Interest due thereon	-	-
(c) The amount of interest paid in terms of section 16 of the Micro, Small and Medium Enterprises Development Act, 2006 (27 of 2006), along with the amounts of the payment made to the supplier beyond the appointed day during each accounting year	-	-
(d) The amount of interest due and payable for the period of delay in making payment (which has been paid but beyond the appointed day during the year) but without adding the interest specified under the Micro, Small and Medium Enterprises Development Act, 2006	-	-
(e) The amount of interest accrued and remaining unpaid	-	-
(f) The amount of further interest due and payable even in the succeeding years, until such date when the interest dues as above are actually paid to the small enterprise	-	-
	726	774

Due to Micro enterprises and Small enterprises as defined in the Micro, Small and Medium Enterprises Development Act, 2006 has been determined based on the information available with the Company.

The Company's exposure to currency and liquidity risks related to trade payables is disclosed in Note 36.

Power Purchase from Dhariwal Infrastructures Limited (DIL) :

The Company has been accounting the cost of power purchased from M/s DIL for the period from April, 2019 to August, 2022 based on the invoices raised by it pursuant to DIL's MYT Tariff Order dated 5th February, 2019 for the control period from FY 2016-17 to FY 2018-19. UPERC vide its Order dated 21st September 2022 while determining ARR and generation tariff for the control period from FY 2019-20 to FY 2023-24 has provisionally approved the per unit capacity charge at Rs. 1.891, Rs. 1.854, Rs. 1.813, 1.772, Rs. 1.727 respectively and per unit energy charge at Rs. 2.471 for the entire control period subject to truing-up. Accordingly, an amount of Rs. 183.32 Cr. being the difference between the invoices raised by M/s DIL provisionally vis-à-vis the amount as per Order dated 21st September, 2022 has been written back during FY 2022-23.

23 Other current financial liabilities

	As at 31 March 2024	As at 31 March 2023
Employee benefits payable	1,217	902
Consumers' security deposits *	0	18
Creditors for capital goods and services [refer note 38]	4,473	2,550
Other contractual obligations	1,552	1,311
	7,242	4,781

* Represents value less than Rs.0.50 lakh for FY 2023-24



24 Disclosure under Ind AS-19 "Employee Benefits"

(i) Defined contribution plans

The Company makes contributions to registered provident fund administered by the government at specified rates and contribution to NPCL Executives Pension Scheme for certain employees. The obligation of the Company is limited to the amount contributed and it has no further contractual or constructive obligation. The expense recognised during the period towards these defined contribution plans is Rs.455 lakh (31 March 2023: Rs.386 lakh).

(ii) Defined benefit plan - Gratuity

The Company provides for gratuity for employees in India as per the Payment of Gratuity Act, 1972 (as amended). All employees who are in service are eligible for gratuity. The amount of gratuity payable on retirement/termination is the employees last drawn basic salary per month computed proportionately for 15 days salary multiplied for the number of years of service. The Company operates a gratuity plan through the "Noida Power Company Limited Gratuity Trust". Gratuity plan is a funded plan and the Company through its gratuity trust, makes contributions to Life Insurance Corporation of India.

(a) The movement in net liability/(asset) for Gratuity is as follows:

	Present value of obligation	Fair value of plan assets	Net amount
Balance as at 1 April 2022	927	(1,096)	(169)
Current service cost	127	-	127
Past service cost	184	-	184
Interest expense/(income)	64	(89)	(25)
Total amount recognised in profit or loss	375	(89)	286
<i>Remeasurements:</i>			
Return on plan assets, excluding amounts included in interest expense/(income)	-	10	10
Gain from change in financial assumptions	48	-	48
Experience losses	(17)	-	(17)
Total amount recognised in other comprehensive income	31	10	41
Employer contributions	-	(366)	(366)
Benefit payments	(90)	90	-
Balance as at 1 April 2023	1,243	(1,451)	(208)
Current service cost	145	-	145
Past service cost	-	-	-
Interest expense/(income)	92	(114)	(22)
Total amount recognised in profit or loss*	237	(114)	123

*excludes gratuity payment of Rs.265 Lakhs made in addition to obligation recognised based on actuarial valuation in FY 22-23.



Noida Power Company Limited
Notes to the financial statement for year ended 31 March 2024
(All amount in Rs. Lakh, unless otherwise stated)

Remeasurements:

Return on plan assets, excluding amounts included in interest expense/(income)	-	(0)	(0)
Gain from change in financial assumptions	9	-	9
Experience (losses)/gain	20	-	20
Total amount recognised in other comprehensive income	29	(0)	29

Employer contributions	-	(219)	(219)
Benefit payments	(29)	29	-
Balance as at 31 March 2024	1,480	(1,755)	(275)

Present value of obligation	Fair value of plan assets	Net amount
-	(0)	(0)
9	-	9
20	-	20
29	(0)	29
-	(219)	(219)
(29)	29	-
1,480	(1,755)	(275)

(b) The net defined benefit asset / (liability) is as follows:

	As at 31 March 2024	As at 31 March 2023
Present value of funded obligations	1,480	1,243
Fair value of plan assets	1,755	1,451
Surplus/(deficit) of funded plan	275	208
Unfunded plans	-	-
Surplus before asset ceiling	275	208
Effect of asset ceiling	-	-
Surplus/(deficit) after asset ceiling	275	208

Based on Company's gratuity trust's arrangement with LIC of India, the benefit relating to net defined benefit asset shall be available to the Company in full in form of reduction in future contributions. Further, the asset ceiling for the purpose of recognising net defined benefit asset has been calculated considering Company's estimate of reduction in future contribution to LIC of India within a certain period of time.

(c) The significant actuarial assumptions were as follows:

	As at 31 March 2024	As at 31 March 2023
Discount rate	7.24%	7.40%
Return on plan assets	7.40%	7.24%
Salary growth rate	12.00%	12.00%
Attrition rate	8.00%	8.00%
Mortality table	standard table – Indian Assured Lives Mortality (2012-14)	standard table – Indian Assured Lives Mortality (2012-14)

(d) Sensitivity analysis

The sensitivity of the defined benefit obligation to changes in the weighted principal assumptions is:

	Change in assumption As at 31 March 2024	Increase in assumption As at 31 March 2024	Decrease in assumption As at 31 March 2024
Discount rate	1%	(115)	132
Salary growth rate	1%	125	(111)
Attrition rate	1%	(42)	36



Noida Power Company Limited
Notes to the financial statement for year ended 31 March 2024
(All amount in Rs. Lakh, unless otherwise stated)

	Change in assumption As at 31 March 2023	Increase in assumption As at 31 March 2023	Decrease in assumption As at 31 March 2023
Discount rate	1%	(97)	112
Salary growth rate	1%	106	(94)
Attrition Rate	1%	(30)	35

Note: Positive value represent increase in defined benefit obligation and negative values represent decrease in defined benefit obligation.

The above sensitivity analyses are based on a change in an assumption while holding all other assumptions constant. In practice, this is unlikely to occur, and changes in some of the assumptions may be correlated. When calculating the sensitivity of the defined benefit obligation to significant actuarial assumptions the same method (present value of the defined benefit obligation calculated with the projected unit credit method at the end of the reporting period) has been applied as when calculating the defined benefit liability recognised in the balance sheet.

The method and types of assumption used in preparing the sensitivity analysis did not changed compared to prior period.

(e) The major categories of plans assets are as follows:

As at 31 March 2024	Unquoted	Total	in %
Investment funds with LIC of India	1,755	1,755	100%
	1,755	1,755	100%
As at 31 March 2023	Unquoted	Total	in %
Investment funds with LIC of India	1,451	1,451	100%
Total	1,451	1,451	100%

Note: The Company's gratuity trust pays contribution to LIC which in turn invests the amount in various instruments. As it is done by LIC in totality basis along with contributions from other participants, hence the company wise investment in planned assets-category/class wise is not available.

(f) Risk exposure

Through its defined benefit plans, the company is exposed to a number of risks, the most significant of which are detailed below:

Credit Risk: As the scheme is insured and fully funded on projected unit credit basis, there is a credit risk to the extent the insurer(s) is/ are unable to discharge their obligations including failure to discharge in timely manner.

Discount Rate risk: The Company is exposed to the risk of fall in discount rate. A fall in discount rate will eventually increase in the ultimate cost of providing the above benefit thereby increasing the value of the liability.

Future Salary Increase Risk: The scheme cost is very sensitive to the assumed future salary escalation rates for all final salary defined benefit schemes. If actual future salary escalations are higher than that assumed in the valuation actual scheme cost and hence the value of the liability will be higher than that estimated.

Expected contribution to the fund in the next year is not presently ascertainable and hence the contribution expected to be paid to the plan during the annual period beginning after the reporting date are not disclosed.

The weighted average duration of the defined benefit obligation is 25.40 years (31 March 2023 – 26.06 years). The expected undiscounted maturity analysis of gratuity payments is as follows:

	Less than a year	Between 1 - 2 years	Between 2 - 5 years	Over 5 years	Total
As at 31 March 2024					
Defined benefit obligation (gratuity)	123	106	386	2,548	3,163
Total	123	106	386	2,548	3,163
As at 31 March 2023					
Defined benefit obligation (gratuity)	91	98	294	2,242	2,725
Total	91	98	294	2,242	2,725



Noida Power Company Limited
Notes to the financial statement for year ended 31 March 2024
(All amount in Rs. Lakh, unless otherwise stated)

25 Other current liabilities

Advance payment received from consumers for capital jobs
Advances from consumers
Statutory dues payable

As at 31 March 2024	As at 31 March 2023
3,903	4,897
5,951	3,917
2,974	2,614
12,828	11,428

26 Regulatory deferral account credit balances

Regulatory deferral account (refer note 42)

16,412	17,775
16,412	17,775

27 Revenue from operations

Revenue from sale of electricity
Less: Electricity duty (including electricity duty on unbilled revenue)

For the year ended 31 March 2024	For the year ended 31 March 2023
2,44,846	2,30,447
12,360	9,669
2,32,486	2,20,778

Other operating income
Capital contribution from consumers
Processing charges
Disconnection and reconnection fees
Meter testing charges
Open access and wheeling charges

8,629	6,444
86	53
98	112
97	88
241	72
2,41,637	2,27,547



Noida Power Company Limited
Notes to the financial statement for year ended 31 March 2024
(All amount in Rs. Lakh, unless otherwise stated)

a Disaggregation of revenue

Revenue recognised mainly comprises of sale of electricity in Greater Noida wherein nature, amount, timing and uncertainty of revenue is in accordance with prevailing distribution tariff regulations and tariff orders issued by UPERC from time to time.
Set out below is the disaggregation of the Company's revenue from contracts with consumers:

	For the year ended 31 March 2024	For the year ended 31 March 2023
Revenue from contracts with consumers*		
(A) Distribution of electricity		
(a) Sale of electricity	2,57,964	2,34,483
Less :- Regulatory discount	(25,478)	(13,705)
Sale of electricity (net)	2,32,486	2,20,778
(B) Other ancillary revenue		
(a) Capital contribution from consumers	8,629	6,444
(b) Processing charges	86	53
(c) Disconnection and reconnection fees	98	112
(d) Meter testing charges	97	88
(e) Wheeling charges	241	72
Total revenue	2,41,637	2,27,547

* The Company operates single segment i.e. sale of electricity.

b Contract balances

The following table provides information about receivables, contract assets and contract liabilities from contract with consumers:

	For the year ended 31 March 2024	For the year ended 31 March 2023
Contract assets		
Unbilled revenue other than passage of time	-	-
Total contract assets	-	-
Contract liabilities		
Advance payment received from consumers for capital jobs	3,903	4,897
Advance from consumers	5,951	3,917
Total contract liabilities	9,854	8,814
Receivables		
Unbilled revenue for passage of time	6,595	6,320
Trade receivables	19,307	19,581
Less: Allowance for doubtful trade receivables	(9,637)	(9,811)
Net receivables	16,265	16,090

Contract asset is the right to consideration in exchange for goods or services transferred to the customer. Contract liability is the entity's obligation to transfer goods or services to a customer for which the entity has received consideration from the customer in advance. Contract assets (unbilled receivables) are transferred to receivables when the rights become unconditional and contract liabilities are recognised as and when the performance obligation is satisfied.

c Significant changes in the contract assets and the contract liabilities balances during the year are as follows:

Particulars	As at 31 March 2024		As at 31 March 2023	
	Contract Liabilities		Contract Liabilities	
	Advance payment received from consumers for capital jobs	Advance from consumers	Advance payment received from consumers for capital jobs	Advance from consumers
Opening balance	4,897	3,917	4,708	1,837
Addition during the year	1,909	5,951	3,812	3,917
Revenue recognised during the year	(2,903)	(3,917)	(3,623)	(1,837)
Closing balance	3,903	5,951	4,897	3,917

Current year revenue includes revenue from performance obligations satisfied in previous periods amounting to Rs. nil (31 March 2023: nil).



Noida Power Company Limited
Notes to the financial statement for year ended 31 March 2024
(All amount in Rs. Lakh, unless otherwise stated)

	For the year ended 31 March 2024	For the year ended 31 March 2023
28 Other income		
Interest income:		
On non-current investments	11	11
On bank deposits	4,472	3,302
Other	54	247
Dividend income	2	2
Gain on sale of short-term investments (net)	237	505
Other non-operating income:		
Liquidated damages recovery	706	83
Supervision charges	4	55
Delayed payment charges	577	670
Gain on fair valuation of investments	17	-
Income from telecom service provider	6	-
Miscellaneous income	50	101
	6,136	4,976
29 Cost of electrical energy purchased		
Energy charges	1,78,273	1,63,088
Transmission charges	19,701	16,682
	1,97,974	1,79,770
	For the year ended 31 March 2024	For the year ended 31 March 2023
30 Employee benefits expense		
Salaries, wages and bonus	6,655	6,090
Contribution to provident and other funds	455	386
Gratuity (refer note 24)	127	557
Staff welfare expenses	486	252
	7,723	7,285
Less:- Capitalisation of expenses	(1,158)	(652)
	6,565	6,633
31 Finance costs		
Interest on consumers' security deposit	2,421	1,347
Other borrowing costs	176	146
Interest on delay in payment of taxes	1	1
	2,598	1,494
32 Depreciation and amortisation expense		
Depreciation and amortisation of property, plant and equipment	7,990	7,191
Amortisation of intangible assets	593	886
	8,583	8,077



Noida Power Company Limited
Notes to the financial statement for year ended 31 March 2024
(All amount in Rs. Lakh, unless otherwise stated)

	For the year ended 31 March 2024	For the year ended 31 March 2023
33 Other expenses		
Repairs and maintenance - transmission and distribution system	4,842	4,406
Repairs and maintenance - others	1,118	1,031
Security expenses	844	682
Insurance	168	194
Power and fuel	15	14
Loss on fair valuation of non-current investments (net)	-	1
Rent	17	10
Rates and taxes	5	2
Travelling and conveyance	132	103
Legal and professional charges	2,086	2,160
Directors fees	7	8
Payment to auditors [refer note (a) below]	76	72
Corporate social responsibility expenditure [refer note (b) below]	372	353
Loss on retirement of property, plant and equipment/ intangibles assets	172	104
Bad debts and provision for doubtful debts [refer note (c) below]	936	873
Miscellaneous expenses	595	529
	11,385	10,542
(a) Details of payments to auditors		
Audit fee	54	52
Tax audit fee	6	6
Reimbursement of expenses	5	4
Taxes on above	11	10
	76	72
(b) Corporate social responsibility expenditure		
1 Amount required to be spent as per Section 135 of the Act:	372	353
2 Amount spent during the year on:		
(i) Construction/acquisition of an asset	-	-
(ii) On purposes other than (i) above	178	344
3 Shortfall at the end of the year	194	9
4 Total of the previous year shortfall	-	-
5 Reason of shortfall		
6 Nature of CSR activities		
7 Details of related party transactions in relation to CSR expenditure	-	-
8 Where a provision is made with respect to a liability incurred by entering into a contractual obligation, the movements in the provision during the year	NA	NA
(c) Bad debts and provision for doubtful debts		
Net-off bad debts recovered of Rs.245 Lakhs (FY 2022-23 Rs.362 Lakhs)		

The Company is evaluating the project and has transferred the shortfall to CSR account within timelines

Promoting healthcare, education, art and culture, environment sustainability, eradication of hunger and rural development projects



Noida Power Company Limited
Notes to the financial statement for year ended 31 March 2024
(All amount in Rs. Lakh, unless otherwise stated)

	For the year ended 31 March 2024	For the year ended 31 March 2023
34 Income tax expense		
(a) Tax expense		
Current tax		
Income tax on profits for the year	2,622	2,735
Income tax for earlier years	-	(59)
Total current tax expense	2,622	2,676
Deferred tax		
Decrease in deferred tax assets	51	222
Increase in deferred tax liabilities	2,405	1,937
Recognised in OCI - remeasurement of post employment benefit obligations	(7)	(11)
Total deferred tax expense/ (benefit)	2,449	2,148
Total income tax expense for the year	5,071	4,824

(b) Reconciliation of tax expense and the accounting profit multiplied by India's tax rate:

	For the year ended 31 March 2024	For the year ended 31 March 2023
Profit before tax	22,031	20,943
Less: deferred tax adjusted from regulatory deferral balance	(2,449)	(2,148)
Net profit after adjustment	19,582	18,795
Tax at the Indian tax rate of 25.17% (31 March 23, 25.17%)	4,928	4,731
Expense not considered in determining taxable profit	148	152
Taxes for earlier years	-	(59)
Others	(5)	(0)
Income tax expense recognised in statement of profit and loss	5,071	4,824



Noida Power Company Limited
Notes to the financial statement for year ended 31 March 2024
(All amount in Rs. Lakh, unless otherwise stated)

35 Fair value measurements

(i) Financial instruments by category

	31 March 2024		31st March 2023	
	FVTPL	Amortised cost	FVTPL	Amortised cost
Financial assets				
Investments				
Government bonds	-	135	-	135
Mutual funds	550	-	34	-
Loans	-	197	-	97
Trade receivables	-	9,670	-	9,770
Cash and cash equivalents	-	30,157	-	15,782
Other bank balances	-	49,105	-	56,602
Other financial assets	-	12,675	-	12,375
Total financial assets	550	1,01,939	34	94,761
Financial liabilities				
Trade payables	-	21,283	-	23,335
Other financial liabilities	-	41,534	-	37,251
Total financial liabilities	-	62,817	-	60,586

(ii) Fair value hierarchy

This section explains the judgements and estimates made in determining the fair values of the financial instruments that are (a) recognised and measured at fair value and (b) measured at amortised cost and for which fair values are disclosed in the financial statements. To provide an indication about the reliability of the inputs used in determining fair value, the Company has classified its financial instruments into the three levels prescribed under the relevant accounting standard. An explanation of each level follows underneath the table.

Financial assets and liabilities measured at fair value - recurring fair value measurements

As at 31 March 2024	Level 1	Level 2	Level 3	Total
Financial assets				
Financial investments at FVTPL:				
Investment in mutual fund	550	-	-	550
Total financial assets	550	-	-	550

Financial assets and liabilities measured at fair value - recurring fair value measurements

As at 31 March 2023	Level 1	Level 2	Level 3	Total
Financial assets				
Financial investments at FVTPL:				
Investment in mutual fund	34	-	-	34
Total financial assets	34	-	-	34

1) The carrying amounts of trade receivables, cash and cash equivalents, other bank balances, current loans, other current financial assets, trade payables and other current financial liabilities are considered to be the same as their fair values, due to their short-term nature.

2) The carrying amounts of non-current loans, investments (other than investments in mutual fund) and other non-current financial liabilities are a reasonable appropriation of their respective fair values unless specified above.

(iii) Valuation technique used to determine fair value

Specific valuation techniques used to value financial instruments include:

- fair value of the mutual funds has been determined on the basis of closing net asset value of the respective funds on the closing date.
- the fair value of the borrowings is determined basis discounted cash flow analysis using current borrowing rate.

(iv) Fair value of financial assets and liabilities measured at amortised cost

The fair values for loans, security deposits and investment in government securities were calculated based on cash flows discounted using a current lending rate. They are classified as level 2 fair values in the fair value hierarchy since significant inputs required to fair value an instrument are observable.

During the year, there has been no movement between fair value levels from previous year.



36 Financial risk management

The Company's activities expose it to market risk, liquidity risk and credit risk.

This note explains the sources of risk which the entity is exposed to and how the entity manages the risk and the impact of hedge accounting in the financial statements

Risk	Exposure arising from	Measurement	Management
Credit risk	Trade receivables and other financial assets	Aging analysis	Diversification of bank deposits, investments, credit limits and Bank Guarantee
Liquidity risk	Borrowings and other liabilities	Rolling cash flow forecasts	Availability of committed credit lines and borrowing facilities
Market risk – foreign exchange	Import of goods and services, etc.	Cash flow forecasting	Company is not exposed to material foreign currency risk
Market risk – interest rate	Borrowings at variable rates	Sensitivity analysis	Arrangement with borrowers for periodic reset of interest rate
Market risk – security prices	Investment in mutual fund	Sensitivity analysis	Invest only in securities having credit rating of AAA and above.

The Company's risk management is carried out by a treasury department under the supervision of Chief Financial Officer of the Company. The treasury department identifies and evaluates financial risks in close co-operation with the company's operating units. The board provides written principles for overall risk management, as well as policies covering specific areas, such as interest rate risk, liquidity risk, etc.

(A) Credit risk

Credit risk is the risk of financial loss to the Company if a customer or counterparty to a financial instrument fails to meet its contractual obligations. The carrying amount of financial assets represent the maximum credit risk exposure. Credit risk arises from trade receivables, investments and other financial assets.

(i) Credit risk management

Credit risk is managed on a company basis.

For advances given to vendors, the Company assess and manage credit risk based on vendor's credit rating/financial profile. In case where credit risk is evaluated to be high/material, the Company have a policy of taking bank guarantee from vendors to secure the recovery of the advances.

For investment in financial assets measured at amortised cost, the Company have a policy to invest only in securities having credit rating of AAA and above.

For trade receivables, as the Company is into the business of power distribution, in accordance with the regulatory requirement, the Company is required to provide connection to each applicant irrespective of the credit rating/financial position of the applicant. However, to mitigate the credit risk arising from trade receivables the company takes security deposits from each consumers as per the parameter defined in Electricity Supply Code, 2005 to cover payment for supply of power equivalent to the average 45 days consumption. Further, the Company reassess the quantum of security deposit required to be maintained by the consumer every year and recover the additional security deposit, if any, from the consumer.

The Company has a policy of temporarily/permanently disconnecting power supply of consumers in case of non-payment of dues within the stipulated time period. However in case where owing to various practical challenges, if the Company is unable to disconnect the consumer electricity supply, it provide adequate loss allowance against receivable due from such consumers.

For the purpose of providing loss allowance, the Company considers profiling of the consumers on the basis of past payment history. Further, the Company on the basis of past trend, estimates the total amount expected to be recovered from the consumers with different profiling and provide for the loss allowance on the basis of life time expected credit loss.

A default on a financial asset is when the counterparty fails to make contractual payment within stipulated time of when they fall due.

As per the regulations and regulatory framework, the unpaid electricity dues form part of land revenue and are recoverable from the title holder of the premises. Therefore, the chances that unpaid due will not eventually be collected are insignificant.

(ii) Reconciliation of loss allowance provision – Trade receivables

Loss allowance on 1 April 2022
Changes in loss allowance
Loss allowance on 31st March 2023
Changes in loss allowance
Loss allowance on 31 March 2024

10,242
(431)
<u>9,811</u>
(174)
<u>9,637</u>



Noida Power Company Limited
Notes to the financial statement for year ended 31 March 2024
(All amount in Rs. Lakh, unless otherwise stated)

(B) Liquidity risk

Prudent liquidity risk management implies maintaining sufficient cash and marketable securities and the availability of funding through an adequate amount of committed credit facilities to meet obligations when due. Due to the dynamic nature of the underlying businesses, Company's treasury maintains flexibility in funding through availability under committed credit lines. Management monitors rolling forecasts of the company's liquidity position (comprising the undrawn borrowing facilities below) and cash and cash equivalents on the basis of expected cash flows. This is generally carried out at company level in accordance with practice and limits set by the Company. In addition, the Company's liquidity management policy involves close monitoring of daily liquidity position by considering daily cash collection and level of liquid assets necessary to meet cash outflow obligation, monitoring balance sheet liquidity ratios against internal and external regulatory requirements and maintaining debt financing plans.

(i) Financing arrangements

The company had access to the following undrawn borrowing facilities at the end of the reporting period:

	31 March 2024	31st March 2023
Floating rate		
- Expiring within one year (working capital facilities)	12,000	12,000

- The working capital loan facility may be availed at any time and may be terminated by the bank without notice.
- The quarterly returns/ statements of current assets filed by the Company with banks and/or financial institutions as per the terms of the respective loan agreements, are in agreement with the books of accounts of the Company.
- The Company does not have any charges or satisfaction, which is yet to be registered with Registrar of Companies, beyond the statutory period prescribed under the Companies Act, 2013 and the rules made thereunder.

(ii) Maturities of financial liabilities

The tables below analyse the company's financial liabilities into relevant maturity groupings based on their contractual maturities. The amounts disclosed in the table are the contractual undiscounted cash flows.

Contractual maturities of financial liabilities*:

	Not later than 1 year	Between 1 and 2 years	Between 2 and 5 years	Later than 5 years	Total
31 March 2024					
Non-derivatives					
Trade payables	21,283	-	-	-	21,283
Other financial liabilities	7,242	-	-	-	7,242
Total non-derivative liabilities	28,525	-	-	-	28,525
31st March 2023					
Non-derivatives					
Trade payables	23,335	-	-	-	23,335
Other financial liabilities	4,781	-	-	-	4,781
Total non-derivative liabilities	28,116	-	-	-	28,116

* The above maturity analysis does not include consumer security deposits classified as non-current financial liability as their maturity period is not determinable.

(C) Market risk

(i) Foreign currency risk

The Company does not have any foreign operations. Further, at the reporting date, the Company does not have any assets/liability denominated in foreign currency. Therefore, the Company is not exposed to foreign currency exchange risk at the reporting date.

(ii) Interest rate risk

There is no borrowings on the reporting dates. The Company has fixed deposits with banks which are carried under the held till maturity category and have fixed rate of interest, and therefore, do not expose company to any cash flow or fair value risk.

(iii) Price Risk

The Company is mainly exposed to the price risk due to its investment in debt mutual funds. The price risk arises due to uncertainties about the future market values of these investments. At 31 March 2024, the investments in debt mutual funds amounts to Rs. 550 Lakh (31 March 2023: Rs.34 Lakh). These are exposed to price risk.

The Company has laid policies and guidelines which it adheres to in order to minimise price risk arising from investments in debt mutual funds.

A 1% increase in prices would have led to approximately an additional gain Rs. 5.50 Lakh in the Statement of Profit and Loss (FY 2022-23: Rs.0.3 Lakh). A 1% decrease in prices would have led to an equal but opposite effect.



37 Capital management

(a) Risk management

The Company's objectives for managing capital comprise safeguarding the business as a going concern, creating value for stakeholders and supporting the development of the Company. In particular, the Company seeks to maintain an adequate capitalization that enables it to achieve a satisfactory return for shareholders and ensure access to external sources of financing, in part by maintaining an adequate rating. In this context, the Company manages its capital structure and adjusts that structure when changes in economic conditions so require.

The Company monitors capital using gearing ratio, which is net debt divided by total capital plus net debt. As part of this review, the management considers the cost of capital and risks associated with each class of capital requirements and maintenance of adequate liquidity buffer. The Company do not have any long-term borrowings and short-term borrowings on reporting date.

(b) Dividends

(i) Equity shares

Final dividend for the year ended 31 March 2023 of Rs. 6.00
(31 March 2022 – Rs. 6.00) per fully paid share

	31 March 2024	31st March 2023
--	---------------	-----------------

	3,600	3,600
--	-------	-------

(ii) Dividends not recognised at the end of the reporting period*

*The directors have recommended the payment of a final dividend of Rs. 6.00 per equity share at the year end which is subject to the approval of shareholders in the ensuing annual general meeting.



Noida Power Company Limited
Notes to the financial statement for year ended 31 March 2024
(All amount in Rs. Lakh, unless otherwise stated)

38 Related party transactions

(a) (i) Parent

(ii) Entities having significant influence

(iii) Key Management Personnel (KMP)

(iv) Employee benefit plan

(v) Fellow subsidiary

(vi) Other related parties

: CESC Limited
: Greater Noida Industrial Development Authority (GNIDA)
Eminent Electricity Distribution Limited
Government of State of Uttar Pradesh
: Mr. Manoj Kumar Singh, Chairman (From 20 May 2023)
Mr. Ravi Kumar N. G., Director (From 7 August 2023)
Mr. Sreelakshmy Vazhoor Sudarsanan Shaji, Director (From 1 March 2024)
Mr. S. Banerjee, Director
Mr. Vinod Kumar, Director (From 1 March 2024)
Mr. Utpal Bhattacharyya, Director
Mrs. Gargi Chatterjea, Director
Mr. Subhasis Mitra, Director
Mr. Noshir Naval Framjee, Director
Mr. Prem R Kumar, Managing Director and CEO
Mr. Amandeep Duli, Director (till 11 January 2024)
Mrs. Ritu Maheshwari (till 22 July 2023)
Mr. Khalil Ahmad Siddiqi, Director (From 7 May 2023 till 18 January 2024)
: Noida Power Company Limited Gratuity Fund
NPCL Executives Pension Scheme
: Dhariwal Infrastructure Limited (DIL)
: Khaitan & Co
Spencers Retail Limited
RPSG Sports Private Limited
Saregama India Ltd
Phillips Carbon Black Limited
Business Media Private Limited
Open Media Network Private Limited

(b) Key management personnel compensation

	For the year ended 31 March 2024	For the year ended 31 March 2023
Short-term employee benefits*	278	457
Employers provident fund contribution	13	19
Gratuity (refer note 24)	-	265
Senior staff pension fund	-	2
Director sitting fee	7	8
Total compensation	298	751

* Post employment benefits and other long-term employee benefit obligation are computed on Company as a whole basis and cost attributable to KMP is not separately identifiable.

(c) Transactions with related parties

(i) Parent

Dividend	1,784	1,784
Others miscellaneous expenses**	0	-

(ii) Entities having significant influence

Sale of electricity	6,365	6,387
Interest and finance charges	34	22
Purchase of electricity	63	76
Purchase of property, plant and equipment #	1,207	228
Dividend	1,816	1,816
Electricity duty*	12,360	9,669

(iii) Key Management Personnel

Director Sitting Fee	7	8
----------------------	---	---

(iii) Employee Benefit Plan

Contribution to Employee Benefit Plan	331	468
---------------------------------------	-----	-----

(iv) Fellow subsidiary

Purchase of electricity	58,062	50,662
Credit received for power purchase cost	27	-

(v) Other related party

Fee for professional service	425	283
Others miscellaneous expenses	115	14

#Does not include distribution assets handed over by GNIDA only for distribution of electricity to its consumers and maintenance thereof by the Company (refer note 3)

*the Company collects electricity duty from the consumers applicable on sale of electricity and deposit with Government of State of Uttar Pradesh. The same has been netted off from revenue from sale of electricity.

** Represents value less than Rs.0.50 lakh for FY 2023-24



Noida Power Company Limited
Notes to the financial statement for year ended 31 March 2024
 (All amount in Rs. Lakh, unless otherwise stated)

(d) Outstanding balances of related parties

	As at 31 March 2024	As at 31 March 2023
Payable to Entities having Significant Influence		
-Trade payable	9	8
-Payable balance for capital goods and services	421	432
-Payable balance for rent	11	11
-Consumer Security Deposit	631	575
-Advance from customers	70	89
-Electricity duty	2,245	1,988
Payable to Key Management Personnel	46	57
Payable to subsidiary of entity having significant influence		
-Power purchase	6,018	11,282
Other related party		
Others miscellaneous expenses	25	-
Total payables	<u>9,476</u>	<u>14,442</u>
 Receivable from Entities having significant influence		
-Trade receivables	1,297	1,147
Total receivables	<u>1,297</u>	<u>1,147</u>

Above receivable are considered good and there is no impairment for these receivables.

(e) Terms and conditions

The transactions with related parties are carried in the normal course of business at arms length prices.



Noida Power Company Limited
Notes to the financial statement for year ended 31 March 2024
(All amount in Rs. Lakh, unless otherwise stated)

39 Contingent liabilities

- i Bank Guarantee issued in favour of Government of Uttar Pradesh in respect of License u/s 14 of Electricity Act, 2003 of Rs. 5 Lakh (31 March 2023: Rs. 5 Lakh).
- ii Income tax department vide its order dated 28 March 2023 raised a demand of Rs. 421 Lakh (31 March 2023: Rs. 421 Lakh) for Assessment Year 2018-19 after reassessment under Section 147 of the Income Tax Act, 1961. The Company has filed an appeal before CIT (Appeals) on 27 April 2023 against aforesaid order.
In this connection, a show cause notice dated 28 March 2023 has been issued by the Income tax department for imposing penalty u/s 270A of the Income-tax Act, 1961. The Company has filed its reply to the show cause notice on 27 April 2023.
The Company has deposited Rs. 85 Lakhs on 22 December 2023. The ACIT vide its order dated 29 January 2024, stayed the balance outstanding demand till the disposal of first appeal.
Based on internal analysis, the management is of the view that it is more likely than not that the matter will be decided in favour of the Company and accordingly, no provision is considered necessary in these financial statements.
- iii SKS Power has raised claims towards Transmission charges and reimbursement of electricity duty, taxes etc. aggregating to Rs. 2,117 Lakhs (31 March 2023: Rs. 2,117 Lakhs) and also filed a petition for allowance of these claim before Hon'ble Central Electricity Regulatory Commission (CERC), which is yet to be adjudicated. Hon'ble UPERC has stated that aforesaid claim would be considered after disposal of petition by Hon'ble CERC. Accordingly, the Company would recognise the liability against aforesaid claims after completion of adjudication in the matter.

40 Commitments

Capital commitments

Capital expenditure contracted for at the end of the reporting period but not recognised as liabilities (net of advance) is as follows:

	As at 31 March 2024	As at 31 March 2023
Capital commitments	4,155	3,675



Noida Power Company Limited
Notes to the financial statement for year ended 31 March 2024
(All amount in Rs. Lakh, unless otherwise stated)

41 Earnings per share

(a) Basic earnings per share

	31 March 2024	31st March 2023
Basic earnings per share before adjusting net movement in regulatory deferral account balance attributable to the equity holders of the Company (Rs. per share)	26.00	35.31
Basic earnings per share after adjusting net movement in regulatory deferral account balance attributable to the equity holders of the Company (Rs. per share)	28.27	26.86

(b) Diluted earnings per share

	31 March 2024	31st March 2023
Diluted earnings per share before adjusting net movement in regulatory deferral account balance attributable to the equity holders of the Company (Rs. per share)	26.00	35.31
Diluted earnings per share after adjusting net movement in regulatory deferral account balance attributable to the equity holders of the Company (Rs. per share)	28.27	26.86

(c) Reconciliations of earnings used in calculating earnings per share

	31 March 2024	31st March 2023
<i>Basic earnings per share</i>		
i Profit attributable to equity holders of the Company used in calculating basic earnings per share before adjusting net movement in regulatory deferral account balances	15,597	21,183
ii Profit attributable to equity holders of the Company used in calculating basic earnings per share after adjusting net movement in regulatory deferral account balances	16,960	16,119
<i>Diluted earnings per share</i>		
i Profit attributable to equity holders of the Company		
- used in calculating basic earnings per share before adjusting net movement in regulatory deferral account balances	15,597	21,183
Add/Less: Adjustments		
- used in calculating diluted earnings per share before adjusting net movement in regulatory deferral account balances	15,597	21,183
ii Profit attributable to equity holders of the Company		
- used in calculating basic earnings per share after adjusting net movement in regulatory deferral account balances	16,960	16,119
Add/Less: Adjustments		
- used in calculating diluted earnings per share after adjusting net movement in regulatory deferral account balances	16,960	16,119

(d) Weighted average number of equity shares used as the denominator in calculating basic and diluted earnings per share

	31 March 2024	31st March 2023
Weighted average number of equity shares used as the denominator in calculating basic earnings per share (number in lakh)	600	600
Adjustments for calculation of diluted earnings per share (number in lakh)	-	-
Weighted average number of equity shares and potential equity shares used as the denominator in calculating diluted earnings per share (number in lakh)	600	600

Note : In computation of basic and diluted earnings per share before adjusting net movement in regulatory deferral account balance, tax on net movement in regulatory deferral account balance has not been considered.



42 Regulator and Regulatory Framework

- a. The Company is principally engaged in the business of distribution of electricity in Greater Noida area of Uttar Pradesh. The electricity distribution framework in the State is regulated by Uttar Pradesh Electricity Regulatory Commission (State Commission/UPERC) through formulation of various Regulations (State Regulations). For the purpose of determination of tariff recoverable from the Consumers, UPERC has framed UPERC (Multi Year Tariff for Distribution & Transmission) Regulation, 2019 applicable from FY 2020-21 to FY 2024-25. Accordingly, the State Commission determines the Tariff chargeable from consumers by approving the cost of supply including return on equity viz. Annual Revenue Requirement (ARR) of the Company in accordance with aforesaid Tariff Regulations, 2019.

For the aforesaid purpose, the Company is required to file a petition for the approval of its Annual Revenue Requirement (ARR) comprising details of all the costs and stipulated return on equity for the approval of the State Commission every year who approves the same alongwith tariff in accordance with the Tariff Regulations, 2019, various tariff orders and Electricity Act, 2003. The tariffs so approved is binding on both the Company and Consumers.

- b. Uttar Pradesh Electricity Regulatory Commission (UPERC) vide tariff order dated 24 May 2023 has approved the ARR for F.Y 2023-24 alongwith true-up for FY 2021-22 wherein UPERC trued up regulatory deferral account credit balance as at 31 March 2022 at Rs. 1,14,670 Lakhs as against credit balance of Rs. 20,091 Lakhs in the books of accounts. Since, UPERC has deviated on already settled principles, practices/ methodologies as per UPERC MYT Regulations, 2014 followed in previous orders/ true-up orders issued till 3 September 2019, the Company has filed an appeal on 12 July 2023 before Appellate Tribunal (APTEL) against the above order. In true-up order of FY 2018-19, FY 19-20 and FY 20-21, UPERC trued up regulatory deferral account credit balance Rs. 6,174 Lakhs, Rs. 38,584 Lakhs and Rs. 42,751 Lakhs as against debit balance Rs. 19,922 Lakhs, Rs. 17,369 Lakhs and Rs. 7,142 Lakhs in the books of accounts respectively vide tariff order dated 4 December 2020, 26 August 2021 and 20 July 2022 against which the Company has filed an appeal before APTEL on 25 January 2021, 20 October 2021 and 12 September 2022 respectively. Based on the evaluation supported by legal opinion, the Company is of view that it is more likely than not the matters will be decided in favour of the Company. Accordingly, necessary adjustment, if any, will be made on final adjudication of the Appeal.
- c. The State Commission vide Gazette dated 23rd September 2019 notified UPERC (Multi Year Tariff for Distribution and Transmission) Regulations 2019 applicable from 1st April 2020 till 31st March 2025. Accordingly, during the year, the Company has computed its revenue requirement and return in accordance with the provisions of UPERC (Multi Year Tariff for Distribution & Transmission) Regulation, 2019, provisional Tariff Order dated 24 May 2023 and as per the past practices and best estimates. Necessary adjustment, if required, will be made upon the receipt of final order of the State Commission.

Based on the above, the regulatory assets (+)/ liability (-) recognized in the books to be recovered from or payable to beneficiaries in future periods are as follows:

Particulars	31 March 2024	31st March 2023
i) Regulatory deferral account debit /(credit) balance		
Opening balance	(27,303)	(20,091)
Addition/ (Deletion) during the year recognized in the Statement of Profit and Loss	(1,086)	(7,212)
Closing balance (i)	(28,389)	(27,303)
ii) Deferred tax recoverable/(payable)-adjustable in future tariff		
Opening balance	9,528	7,380
Addition/ (Deletion) during the year recognized in the Statement of Profit and Loss	2,449	2,148
Closing balance (ii)	11,977	9,528
Closing balance (i+ii)	(16,412)	(17,775)

- d. Certain risks and uncertainties might affect the future recovery of the Regulatory Deferral account balances being created. These are:
- i) Demand Risk: Recovery/payment of the regulatory deferral debit/credit balance shall be by way of billing to the consumers. Accordingly, the recovery of same may get delayed/expedited based upon the demand of area which in turn is dependent upon various government policies, transmission constraints etc. As per the prevailing license, the Company is the sole electricity distribution provider in the area of Greater Noida.
- ii) Regulatory / Statutory Risk: Recovery/payment of the regulatory deferral debit/credit balance shall be under the regulatory framework applicable to Electricity Industry within the ambit of Electricity Act, 2003 and Electricity Policies of the Central and State Government. Accordingly, the future recovery of the regulatory deferral debit/credit balance shall be subject to the risk arising from any change in Electricity related Acts, Regulations and Government Policies.



43 a Power Purchase Price from UPPCL and UPPTCL

i. Financial Year 2006-07

(a) UPERC had vide its order dated 1 September 2008 determined the revenue requirement for Financial Year 2006-07. Based on the said order, final power purchase cost (including transmission charges) was determined at Rs. 2.41 per unit for Financial Year 2006-07. UPPCL filed an appeal against the order in APTEL which has since been dismissed vide order of APTEL dated 15 December 2010. UPPCL, subsequently, challenged the judgment of APTEL in Supreme Court which was admitted on 26 November 2013 and pending for hearing. During Financial Year 2006-07, payments to UPPCL were made at the rate of Rs. 2.9361 per unit as per the provisional order of UPERC prevailing at that time. The excess payments made to UPPCL amounting to Rs. 2,077 Lakh have been included under Other current financial assets in Note 16.

UPERC in its order dated 1 September 2008 directed that pending final determination of rates for the additional 10 MVA power (refer note (b) below), the receivables due on this account from UPPCL to the Company shall not be settled till the final settlement of the dispute between UPPCL and the Company. Pending final adjudication of the matter, the impact, if any, cannot be ascertainable at this stage.

(b) The Company had requested UPPCL to provide "Open-access" to wheel additional power for meeting the growing demand of the area. However, instead of providing "Open-access", UPPCL vide its letters dated 08 November 2005 and 13 January 2006 agreed to enhance the load of the Company from 45 MVA to 60 MVA. Accordingly, an additional load of 10 MVA was granted with effect from 10 May 2006. Initially, UPPCL billed the units supplied against additional load @ Rs.2.9361 per unit, i.e. the same rate at which existing 45 MVA power being supplied. Subsequently, UPPCL revised the bills for additional 10 MVA load at exorbitant rates ranging from Rs. 7.067 per unit to Rs. 9.435 per unit against which the Company filed a petition before UPERC for resolution of the dispute. UPERC vide its interim order dated 21 November 2006, directed UPPCL to restore the supply if disconnected and asked the Company to deposit an adhoc payment of Rs.500 Lakh. Against the said order of UPERC, UPPCL filed a writ petition in Hon'ble Allahabad High Court. Hon'ble High Court directed UPPCL to restore the power supply within 24 hrs, directed UPERC to decide the dispute within 4 weeks and also directed the Company to deposit another sum of Rs.500 Lacs. UPERC, finally passed an order dated 8 February 2007. Both UPPCL and the Company have appealed against the said order in Appellate Tribunal for Electricity, New Delhi. Appellate Tribunal had given its final order on 12 May 2008 setting out the methodology to be used to determine the power purchase price for additional power of 10 MVA from UPPCL.

The Company and the UPPCL both had preferred an appeal against the relevant Orders of the Appellate Tribunal for Electricity before the Supreme Court. The Supreme Court vide its order dated 3 April 2017 has dismissed the appeal of UPPCL. Accordingly, the Company's appeal was also withdrawn as infructuous on 10th May 2022. After lapse of almost 5 years, UPPCL filed an application for restoration of its Appeal, which was withdrawn on 1st November 2023. The final power purchase price for additional power of 10 MVA from UPPCL is yet to be determined based on the Order of the Appellate Tribunal upheld by Supreme Court and the same cannot be determined at this stage. Accordingly, additional liability arising on this account cannot be ascertained.

The additional payments made to UPPCL as per directions of UPERC and Hon'ble High Court amounting to Rs. 1,000 Lakh have been included under Other Current Financial Assets in Note 16.

b UPERC's tariff order dated 18 June 2015

UPERC vide its Tariff Order dated 18 June 2015 had approved the provisional ARR for Financial Year 2015-16 alongwith truing-up for Financial Year 2013-14 wherein it had deviated on some principles/ methodologies followed till previous orders/ provisional orders for the aforesaid period. The Company did not agree with the changed methodology followed in that order and filed an appeal before Appellate Tribunal for Electricity (APTEL) against the same. APTEL vide its judgement dated 02 June 2016 allowed the appeals on certain grounds. Accordingly, UPERC gave effect to the grounds of appeal upheld by APTEL in its tariff order dated 01 August 2016. Consequently, the Company has recognised the effect of the UPERC's above order in determination of regulatory deferral balance for financial year 2015-16. Meanwhile, UPERC has appealed against the judgement of APTEL before the Hon'ble Supreme Court, which is yet to be decided.

c Business Plan Petition

The State Commission issued Business Plan Order of the Company for the MYT Control Period FY 21 to FY 25 vide order dated 26th November '20. Being aggrieved by the above order, an appeal was preferred by the Company before the Hon'ble APTEL. APTEL set aside the State Commission's order vide judgment dated 23rd Aug'22. Appeals against the above order of APTEL have been filed by the stakeholders viz. State Government, a consumer and the Company before Hon'ble Supreme Court which is pending"

d R.C Green EHV sub-station

In order to cater to the growing electricity demand of the area, Greater Noida Industrial Development Authority (GNIDA) constructed one 220/132/33 kV Substation viz. R C Green Substation through Uttar Pradesh Transmission Company Limited (UPPTCL) on the land owned by the Company. After taking approval from its Board of Directors, GNIDA transferred the ownership of the substation to the Company on payment of actual cost of the substation. However, UPPTCL disputed operation and maintenance of 220 kV substation by a Distribution Company despite specific provisions in the Electricity Act, 2003 and refused to give physical possession of the substation. Consequently, the Company filed a petition before the UPERC for issuing direction to UPPTCL for handing over physical possession of the R. C. Green Substation to the Company. The UPERC vide its order dated 31 October 2018, without going into the legal provisions for ownership, operation and maintenance of the Substation by a distribution licensee, rejected the petition of the Company. The Company has filed an appeal against the impugned order before APTEL on 12 November 2018 which has since been admitted on 18 January 2019. The appeal is pending for decision.

e Gharbara EHV sub-station

The Company, in earlier years, had applied for connectivity of its 220kV Gharbara Substation to UPPTCL (STU) which was constructed by GNIDA on the land owned by the Company. During construction, GNIDA, after taking approval from its Board of Directors, handed over this substation to the Company on payment of cost incurred. The Company subsequently completed the construction on its own. Meanwhile, STU did not grant connectivity as applied, hence, a petition was filed before UPERC on 11 May 2015 for seeking directions to STU for granting connectivity and to sign Bulk Power Transmission Agreement (BPTA) with the Company. UPERC, vide its interim order dated 30 June 2016, directed STU to grant connectivity to the Company, however, STU didn't comply with the same. UPERC finally disposed off the petition on 31 October 2018 stating that UPPTCL as STU and transmission licensee shall own, operate and maintain 220 kv substation at Gharbara and the Company shall claim refund of the amount deposited with GNIDA towards cost of substation. The Company has filed an appeal against the above order before APTEL on 11 December 2018 which has since been admitted on 12 February 2019. The appeal is pending for decision.



Noida Power Company Limited
Notes to the financial statement for year ended 31 March 2024
(All amount in Rs. Lakh, unless otherwise stated)

f 132 kV line for Oppo Mobiles India Private Limited (Oppo)

On the application of Oppo for load augmentation, the Company asked UPPTCL (STU) to provide estimate for 2 nos. 132 kV Bays at its 440/220/132 kV Substation at Sector-148, Noida alongwith 132 kV line from the Substation to Oppo's premises. UPPTCL while providing estimate for the above stated that the said line shall be a part of STU network to which the Company did not agree. After several correspondence, the Company filed a petition with UPERC for determination of ownership of the above 132 kV line from Sec-148 to Oppo's premises.

Meanwhile, the Company after receiving payment of estimated cost of construction of 2 nos 132 kV bays and 132 kV Line from Oppo, paid the same to STU for completion of work in order to timely augment their load. Upon receiving the payment, STU constructed the line and energised the same in March 2022.

UPERC finally disposed off the petition on 1st April 2022 stating that UPPTCL as STU and transmission licensee shall own the 132 kV Line and the Company shall have the ownership of the delivery point i.e. metering system at the consumer premises. The Company has filed an appeal before APTEL on 27 May 2022 against the above order. Based on the evaluation, the Company is of view that it is more likely than not the matters will be decided in favour of the Company.

g Consumer Security Deposit

As per erstwhile agreement with UPPCL dated 15 December 1993, the Company has transferred refundable consumers' security deposits to UPPCL for the period 1 August 1998 to 31 March 2006 amounting to Rs. 1,129 Lakh as security against supply of 45 MVA power. UPPCL has since terminated the aforesaid agreement and withdrawn 45 MVA power supply with effect from 12 February 2014. Accordingly, the Company is seeking refund of the aforesaid security deposit from UPPCL.

h Goods and Service Tax

Department of Revenue under Ministry of Finance, Government of India vide its Circular No. 34/8/2018-GST dated 1 March 2018 clarified that the services with respect to transmission or distribution of electricity are exempted from GST however the ancillary services such as processing charges, Meter testing charges, charges for shifting of service line etc. are stated to be taxable. Consequently Directorate General of GST Intelligence (DGGSTI), New Delhi issued a summon u/s 70 of Central Goods and Service Tax Act, 2017 (CGST Act) on 29 May 2018 and directed the Company to submit the details of amounts collected towards abovementioned services.

The Company submitted the details to the DGGSTI while stating that the aforesaid circular is in contravention to the provisions of CGST Act and filed a writ petition before the Allahabad High Court on 24 July 2018 against the same. The Allahabad High Court on 05 September 2018 granted interim stay on the summons proceedings. Meanwhile, the Company has filed an intervention petition on 13 November, 2019 before the Hon'ble Supreme Court against the SLP filed by Revenue department on the same issue. Pending final adjudication of the matter, the amount payable, if any, cannot be ascertained at this stage.

44 Reconciliation of liabilities from financing activities

	Interest accrued on borrowings	Consumer security deposit	Total liabilities from financing activities
As at 31 March 2023	-	32,488	32,488
Cash flows:			
-Additions	-	1,804	1,804
-Payments	(2,598)	-	(2,598)
Non cash changes:			
-Interest expense	2,598	-	2,598
As at 31 March 2024	-	34,292	34,292

- 45 The Ministry of Corporate Affairs (MCA) has prescribed a new requirement for companies under the proviso to Rule 3(1) of the Companies (Accounts) Rules, 2014 inserted by the Companies (Accounts) Amendment Rules 2021 requiring companies, which uses accounting software for maintaining its books of account, shall use only such accounting software which has a feature of recording audit trail of each and every transaction, creating an edit log of each change made in the books of account along with the date when such changes were made and ensuring that the audit trail cannot be disabled.

The Company is using SAP ERP accounting software for maintaining its books of account which has a feature of recording audit trail (edit log) facility and the same has operated throughout the year for all relevant transactions recorded in the accounting software, except that audit trail feature was not enabled at the database level for the said accounting software to log any direct data changes in order to optimize the performance efficacy of the software following industry best practices. Nevertheless the Company is exploring suitable solution for enabling the same with keeping in view the nature of electricity distribution business and corresponding data volume.



Noida Power Company Limited
Notes to the financial statement for year ended 31 March 2024
(All amount in Rs. Lakh, unless otherwise stated)

- 46 Additional disclosure pursuant to UPERC directives specified in Hon'ble UPERC's Tariff Order dated 20 July 2022 ("Tariff Order")
(a) Tariff Category wise Revenue from sale of electricity pursuant to UPERC directive no.6 in Table 10-2 of the Tariff Order

S.No.	Particulars	FY 2023-24			
		Consumer (Nos)	Load (MVA)	Consumption (MU)	Revenue (Rs.)
1	Domestic (LMV-1)				
i	Rural Metered	21,400	46.89	49	2,418
ii	Un Metered Load upto 2 KW	653	1.74	3	94
iii	Other Metered	1,25,699	512.81	463	29,491
iv	Registered Societies	183	185.86	469	27,892
	Total	1,47,935	747.30	984	59,895
2	Non Domestic Light Fan and Power (LMV-2)				
i	Other Metered	5,050	49.18	77	7,330
	Total	5,050	49.18	77	7,330
3	Public Lamps (LMV-3)				
i	Metered	921	9.65	28	2,381
ii	Un Metered	-	-	-	-
	Total	921	9.65	28	2,381
4	Light Fan and Power for Public Institutions and Private institutions (LMV-4)				
i	Public Institution	286	1.91	4	386
ii	Private Institution	241	5.87	14	982
	Total	527	7.78	18	1,368
5	Private Tube Wells (LMV-5)				
i	Rural Schedule -Un Metered	286	1.31	2	22
ii	Rural Schedule - Metered	605	3.31	8	239
iii	Other metered	80	0.44	0	32
	Total	971	5.06	10	293
6	Small and Medium Power (LMV-6)				
i	Rural Schedule	15	0.10	0	6
ii	Other than Rural Schedule	3,693	94.58	130	11,027
	Total	3,708	94.68	130	11,033
7	Public Water Works (LMV-7)				
i	Rural Schedule	-	-	-	-
ii	Other than Rural Schedule	315	15.71	33	3,328
	Total	315	15.71	33	3,328
8	Temporary Supply (LMV-9)				
i	Un Metered	-	-	-	-
ii	Metered	1,123	20.56	58	6,702
	Total	1,123	20.56	58	6,702
9	Electric Vehicle Charging (LMV-11)				
i	LMV11 (LMV-1b)	-	-	-	-
ii	LMV11 (HV-1b)	-	-	-	-
iii	LMV11 (PCS-LT)	7	0.35	0	2
iv	LMV11 (PCS-HT)	-	-	-	-
	Total	7	0.35	0	2
10	Non Industrial Bulk Load (HV-1)				
i	Commercial/Private/Non domestic Load	264	153.41	341	32,048
ii	Public Institution/Registered Society	25	16.34	31	2,876
	Total	289	169.75	372	34,924
11	Large and Heavy Power (HV-2)				
i	Other than Rural Schedule (For supply at 11kV)	1,011	339.89	852	65,135
ii	Other than Rural Schedule (For supply above 11 kV - up to 66 kV)	56	173.70	516	36,115
iii	Other than Rural Schedule (For supply above 66 kV - up to 132 kV)	1	25.00	58	3,980
	Total	1,068	538.59	1,426	1,05,230
	Grand Total	1,61,914	1,658.61	3,136	2,32,486





(b) Source-wise details of Cost of electrical energy purchased pursuant to directive no.7 and 8 provided in Table 10-2 of the Tariff Order :

Ref No.	Supplier's Name	Period		Energy & Transmission Losses						Capacity & Energy Charges						Landed Rate* (Rs. / Unit)			
		From	To	Billed MUs	Inter-State Losses		at UP Periphery MUs	Intra-State Losses		at NPCL bus MUs	Total Losses %	Rate (Rs. / Unit)	Fixed Charges	Energy Charges	Other Charges		Total Charges	Rebate	Net Charges
					%	%		%	%										
A	Long Term Power (Conventional Sources)																		
	Long Term Power	01-Apr-23	31-Mar-24	1,314.59	3.56%		1,267.77	3.22%		1,226.94	6.67%	4.35	22,252	35,825	-	58,077	869	57,208	4.66
	Subtotal	01-Apr-23	31-Mar-24	1,314.59	3.56%		1,267.77	3.22%		1,226.94	6.67%	4.35	22,252	35,825	-	58,077	869	57,208	4.66
B	Long Term Power (Renewable Sources)																		
	PTC (Wind)	01-Apr-23	31-Mar-24	35.47	-		35.47	3.22%		34.33	3.22%	3.61	-	1,307	-	1,307	25	1,282	3.74
	GNIDA (Solar)	01-Apr-23	31-Mar-24	0.89	-		0.89	-		0.89	-	6.92	-	63	-	63	1	62	6.92
	APPCPL (Solar)	01-Apr-23	31-Mar-24	0.34	-		0.34	-		0.34	-	5.38	-	18	-	18	0	18	5.38
	Adani (Solar)	01-Apr-23	31-Mar-24	58.67	-		58.67	3.22%		56.78	3.22%	3.02	-	1,807	-	1,807	36	1,771	3.12
	Tata (Solar)	01-Apr-23	31-Mar-24	43.95	-		43.95	3.22%		42.54	3.22%	3.02	-	1,354	-	1,354	27	1,327	3.12
	NPCL (Solar)	01-Apr-23	31-Mar-24	0.00	-		0.00	-		0.00	-	-	-	-	-	-	-	-	-
	Subtotal	01-Apr-23	31-Mar-24	139.32	-		139.32	3.19%		134.88	3.19%	3.20	-	4,549	-	4,549	89	4,460	3.31
C	Medium Term Power (Conventional Sources)																		
	TPTCL(Source-JITPL)	01-Apr-23	31-Mar-24	732.00	3.54%		706.05	3.22%		683.31	6.65%	4.11	15,231	15,152	-	30,383	304	30,079	4.40
	Subtotal	01-Apr-23	31-Mar-24	732.00	3.54%		706.05	3.22%		683.31	6.65%	4.11	15,231	15,152	-	30,383	304	30,079	4.40
D	Medium Term Power (Renewable Sources)																		
	TPTCL- Govt of Himachal Pradesh (Hydro)	01-May-23	30-Sep-24	147.96	0.00%		152.89	3.22%		147.96	0.00%	3.92	2,501	3,355	-	5,856	59	5,797	3.92
	APPCPL- Goodwill, HP (Hydro)	01-May-23	30-Sep-24	13.32	0.00%		13.76	3.22%		13.32	0.00%	4.06	236	310	-	546	5	541	4.06
	Subtotal	01-May-23	31-Mar-24	161.28	0.00%		166.65	3.22%		161.28	0.00%	3.93	2,737	3,665	-	6,402	64	6,338	3.93
E	Short Term Power (Conventional Sources)																		
	Power Exchange	01-Apr-23	31-Mar-24	960.63	3.51%		926.92	3.22%		897.07	6.62%	6.09	-	58,275	220	58,495	-	58,495	6.52
	Subtotal	01-Apr-23	31-Mar-24	960.63	3.51%		926.92	3.22%		897.07	6.62%	6.09	-	58,275	220	58,495	-	58,495	6.52
F	Short Term Power (Renewable Sources)																		
	PTC (Source- Singoli) (Hydro)	01-Jul-23	31-Aug-23	27.55	3.40%		26.61	3.22%		25.76	6.51%	6.37	-	1,791	-	1,791	36	1,755	6.81
	PTC(NSL Sugars Ltd.)	01-Aug-23	30-Sep-23	11.35	3.36%		10.96	3.22%		10.61	6.48%	6.36	-	737	-	737	15	722	6.80
	Power Exchange (Renewable)	01-Apr-23	31-Mar-24	288.82	3.40%		279.01	3.22%		270.03	6.50%	6.52	-	18,764	67	18,831	-	18,831	6.97
	Net Metering (Renewable Sources)	01-Apr-23	31-Mar-24	5.64	0.00%		5.64	0.00%		5.64	0.00%	6.93	-	391	-	391	-	391	6.93
	Subtotal	01-Apr-23	31-Mar-24	333.36	3.34%		322.22	3.16%		312.04	6.40%	6.51	-	21,683	67	21,750	51	21,699	6.95
Total Power Procurement		01-Apr-23	31-Mar-24	3,641.18	3.08%		3,528.93	3.21%		3,415.52	6.20%	4.90	40,220	1,39,149	287	1,79,656	1,377	1,78,279	5.22
G	DSM/UI	01-Apr-23	31-Mar-24	(26.05)	0.00%		(26.05)	0.00%		(26.05)	0.00%	0.93	-	(243)	-	(243)	-	(243)	0.93
Net Power Procurement		01-Apr-23	31-Mar-24	3,615.13	3.11%		3,502.88	3.24%		3,389.47	6.24%	4.92	40,220	1,38,906	287	1,79,413	1,377	1,78,036	5.25
H	Transmission/Other Charges																		
	Inter State Transmission Charges	01-Apr-23	31-Mar-24	-	-		-	-		-	-	-	-	-	-	11,055	188	10,867	-
	Intra State Transmission Charges	01-Apr-23	31-Mar-24	-	-		-	-		-	-	-	-	-	-	8,595	-	8,595	-
	SLDC Application Fee	01-Apr-23	31-Mar-24	-	-		-	-		-	-	-	-	-	-	23	-	23	-
	Others	01-Apr-23	31-Mar-24	-	-		-	-		-	-	-	-	-	-	453	-	453	-
	Subtotal	01-Apr-23	31-Mar-24	-	-		-	-		-	-	-	-	-	-	20,126	188	19,938	-
Grand Total Power Procurement		01-Apr-23	31-Mar-24	3,615.13	3.11%		3,502.88	3.24%		3,389.47	6.24%	5.48	40,220	1,38,906	20,413	1,99,539	1,565	1,97,974	5.84

* Landed rate for individual source/supplier is excluding transmission charges

Noida Power Company Limited

Notes to the financial statement for year ended 31 March 2024

(All amount in Rs. Lakh, unless otherwise stated)

47 Segment information

The Company's Board of Directors examines the Company's performance from a product perspective and has identified single reportable segment, i.e., distribution of electricity, of its business. Accordingly, disclosures relating to operating segments under Ind AS 108 "Operating Segment" are not required. Further, as Company have distribution licensee for undertaking distribution and supply of electricity in the area of Greater Noida, Uttar Pradesh, only, the same falls under single geographical area and all the Company's assets and customers are located in single geographical area. The Company does not have transactions of more than 10% of total revenue with any single external customer.

48 Additional regulatory disclosures

a) The following are analytical ratios for the year ended 31 March 2024 and 31 March 2023

Particulars	Numerator	Denominator	31 March 2024	31 March 2023	% Change
Current Ratio	Current assets	Current liabilities	1.78	1.67	6.41%
Return on Equity (ROE)	Net Profits after taxes	Average Shareholder's Equity	11.80%	12.31%	-4.18%
Trade receivables turnover ratio	Revenue from operations	Average Trade Receivable	24.86	24.38	1.98%
Trade payables turnover ratio	Purchases of services and other expenses	Average Trade Payables ⁽ⁱ⁾	8.87	4.41	101.14% *
Net working capital turnover ratio	Revenue from operations	Average Working Capital	5.68	7.16	-20.68%
Net profit ratio	Net Profit	Revenue from operations	7.01%	7.07%	-0.85%
Return on capital employed (ROCE)	Earning before interest and taxes	Capital Employed	15.44%	15.64%	-1.32%
Return on investment					
Quoted	Income generated from investments	Average invested funds in treasury investment ⁽ⁱⁱ⁾	87.56%	3.15%	2681.18% *
Unquoted	Income generated from investments	Average invested funds in treasury investment	6.19%	5.39%	14.93%

* (i) Average trade payable reduced on account of payment and adjustment of one of the major creditor pursuant to tariff orders in FY 22-23

(ii) Return on investment increased due to reduction in average treasury investment

b) The Company has not advanced or loaned or invested funds to any other person(s) or entity(ies), including foreign entities (Intermediaries) with the understanding that the Intermediary shall :

- (a) directly or indirectly lend or invest in other persons or entities identified in any manner whatsoever by or on behalf of the Company (Ultimate Beneficiaries) or
(b) provide any guarantee, security or the like to or on behalf of the Ultimate Beneficiaries

c) The Company has not received any fund from any person(s) or entity(ies), including foreign entities (Funding Party) with the understanding (whether recorded in writing or otherwise) that the Company shall :

- (a) directly or indirectly lend or invest in other persons or entities identified in any manner whatsoever by or on behalf of the Funding Party (Ultimate Beneficiaries) or
(b) provide any guarantee, security or the like on behalf of the Ultimate Beneficiaries.

For Walker Chandio & Co LLP

Chartered Accountants

Firm's Registration No. 001076N/N500013

Neeraj Goel

Neeraj Goel

Partner

Membership No.: 99514



For and on behalf of the Board of Directors of

Noida Power Company Limited

Prem Ranjan Kumar

Prem Ranjan Kumar

Managing Director & CEO

DIN: 07724761

Manoj Jain

Manoj Jain

Chief Financial Officer

Manoj Kumar Singh

Manoj Kumar Singh

Chairman

DIN: 03518052

Sharad Kumar Sinha

Sharad Kumar Sinha

Company Secretary

Place: Gurugram

Date: 9 May 2024

Place: Greater Noida

Date: 9 May 2024

Place: Lucknow

Date: 9 May 2024